

Academy Stars

Parents' Guide

Contents

About the course	page 2
Course overview	page 3
Course summary	page 4
Using video in the classroom	page 4
Graphic Grammar	page 5
Understanding literacy	page 6
Understanding Learning to learn	page 7
Assessment	page 8
Tips for parents	page 9

About the course

Academy Stars is an accessible and stimulating seven-level course in British English designed to promote academic excellence and effective communication. It delivers a strong grammar and skills syllabus, while developing fluency in real-world interactions. Central to the course is a range of features that deliver excellence in learning and give the children a sense of achievement and self-development.

The children are led through the course with ample opportunities to develop strong reading, writing and grammar skills which allow for communication and personalisation. The course follows a three-step approach to each skill, which makes *Academy Stars* well-structured and highly accessible. The clear learning skills strand develops critical thinking, academic and self-evaluation skills, which will help the children become independent thinkers and learners.

The course features *Academy Stars* characters in Levels 1–4 as they travel around the *Academy Stars* universe, exploring and learning as they go. By Levels 5–6, the children themselves become the *Academy Stars*.

The *Academy Stars* skyscraper is an exciting, modern and imaginative learning space. The building is split into seven sections, with each section relating to a different level of the *Academy Stars* course with appropriate colour coding. The *Academy Stars* characters ride the transporter pod as it travels around the building, giving the children access to all of the exciting rooms and environments on each floor of the skyscraper. The pod also visits places outside of the skyscraper, for example, nearby gardens, a town centre and even under the sea.



Course overview

Learning skills

A key strength of *Academy Stars* is the unique importance it gives to **learning skills**. Recognised as highly transferable skills that the children can apply to other subjects and throughout their lives, these are developed in the following ways:

- **Critical thinking** activities are embedded throughout, challenging the children to analyse and infer, draw conclusions, express opinions and give a personal response to texts.
- The *Learning to learn* and *Learning about language* features help the children identify patterns and acquire strategies that will make them more effective and independent learners.
- Regular *Think about it!* activities activate critical thinking skills, with a particular emphasis on decision-making, problem solving and collaborative working.
- Regular **self-evaluation** activities in the Workbook encourage the children to identify their learning strengths and take responsibility for their own learning.

Learning outcomes

A motivational *Be a star!* feature provides tangible **lesson outcomes** to show the children what they can do with the language and skills they have learned. It promotes a strong sense of progression and achievement, which motivates the children to go further.

Values

A *Values* box in every unit supports the development of social skills, good citizenship, cooperation and collaboration. The children are encouraged to consider and adopt commonly shared values such as tolerance, respect and responsibility.

Graphic Grammar

An innovative approach to grammar helps the children engage with language in a motivating and effective way. Structures are presented visually using appealing graphics and colour-coded building blocks to highlight and reinforce patterns. Beautiful animations bring language to life through memorable presentations and clarify meaning, use and form.

Skills development

A step-by-step approach to each of the four skills ensures the effective development of key skills and strategies. Each reading, writing and listening lesson practises a specific strategy to give the children the tools they need to process or produce a variety of text types. Dedicated speaking lessons develop fluency in functional interactions and build confidence in presentation skills.






Literacy

Academy Stars also develops extensive **reading skills** through beautifully illustrated *Reading time* sections. These lessons promote a life-long love of reading and build confidence in processing longer texts. The children are encouraged to analyse and interpret texts and give a personal response to them. The illustrations help develop visual literacy and engaging animations bring each story to life.

Assessment

Recognising the increasing popularity of external exams, *Academy Stars* is mapped to the updated 2018 *Cambridge English: Young Learners* tests, and includes regular test-style activities in *Review* lessons and throughout the Workbook. A comprehensive assessment pack offers a test builder, ready-to-go tests and *CE:YL* sample tests to measure the children's progress and achievement throughout the course.

Competencies

 me	Activities that encourage the children to consider lifestyle choices and accept responsibility.
 act	Activities that develop awareness of social skills, and foster tolerance and ethical behavior.
 think	Activities that develop critical thinking skills to classify, analyse, infer, discuss and discover.
 learn	Activities that foster learner autonomy and enable the children to apply learning strategies.
 communicate	Activities that promote interpersonal and collaborative skills and allow the children to express ideas and opinions.

Course summary

Using video in the classroom

Reading time 2 **The King of the Forest**

1 2.13 Look at the story. What animals can you see?

1 Tiger isn't happy. He's hot and hungry.

2 Look! Tiger is happy now. He can see Fox. 'Rooooarr!' says Tiger.

3 'Hello, Tiger,' says Fox. 'Are you scared?' asks Tiger. 'No, I'm not scared,' says Fox. 'I'm the King of the Forest. Everyone is scared of me.' 'Ha, ha, ha!' says Tiger. 'You're funny.'

4 'Can you run fast?' asks Fox. 'Yes, I can,' says Tiger. Fox and Tiger can run fast.

5 The rabbits can see Tiger. 'You can't catch us,' say the rabbits. 'Look!' says Fox. 'The rabbits are scared of me!'

6 Now, the goats can see Tiger. 'You can't catch us,' say the goats. 'Look!' says Fox. 'The goats are scared of me!'

7 Now, the monkeys can see Tiger. 'You can't catch us,' say the monkeys. 'Look!' says Fox. 'The monkeys are scared of me!'

8 'You are the King of the Forest!' says Tiger. 'Now I can't eat you!'

68 Reading time 2 Read a traditional story

Reading time 2 Develop reading fluency 69

The *Academy Stars Graphic Grammar* and *Reading time* sections are accompanied by animated videos to help develop visual literacy and bring the grammar points and stories to life.

As most children are visual learners, *Academy Stars* uses animations as a way to support visual learning and help the children make a connection between visual clues, the memory process and the recall of new language points. Moving images and sound help to communicate a topic, allowing the book material to become more engaging and insightful. The use of animations will expose the children to spoken English in the form of storytelling, as well as encourage them to act out dialogues from the story.

There is strong evidence that using videos in the classroom can inspire and engage children through:

- Developing a deeper understanding of a story's subject.
- Enhancing the learning experience.
- Increasing motivation.
- Providing a sensory experience to allow for concepts and ideas to become more easily understood.
- Making lessons more enhanced and interactive.
- Creating a common experience for the children.

Course summary

Graphic Grammar

An innovative approach to grammar helps the children engage with language in a motivating and effective way. Structures are presented visually using appealing graphics and colour-coded building blocks to highlight and reinforce patterns. Supporting animations bring language to life through memorable presentations and clarify meaning, use and form.

Graphic Grammar
can / can't for ability

I can swim .
He can climb .
We can sing .

I can't swim .
She can't climb .
They can't sing .

can't → cannot

This graphic grammar box is titled 'can / can't for ability'. It features two columns of sentences. The left column shows affirmative sentences: 'I can swim .', 'He can climb .', and 'We can sing .'. The right column shows negative sentences: 'I can't swim .', 'She can't climb .', and 'They can't sing .'. In each sentence, the word 'can' or 'can't' is highlighted in a colored box (blue for affirmative, red for negative). Below the sentences, it states 'can't → cannot'.

The visual approach to grammar in *Academy Stars* is defined as follows:

Grammar is demonstrated through simple but engaging animations.

Every word is encased in a 'brick' so that the children can see each word as a building block.

1 📺 Look and read.

Graphic Grammar
Past simple + and - (regular verbs)

Yesterday Grandpa played the drums .
He didn't play the violin .

Look!
Some spellings are irregular:
travel → travelled
carry → carried
dance → danced

This graphic grammar box is titled 'Past simple + and - (regular verbs)'. It features two sentences: 'Yesterday Grandpa played the drums .' and 'He didn't play the violin .'. The words 'played' and 'play' are highlighted in blue boxes, while 'didn't' is highlighted in a red box. To the left of the sentences, there is a section titled 'Look!' with the text 'Some spellings are irregular:' followed by three examples: 'travel → travelled', 'carry → carried', and 'dance → danced'. To the right of the sentences, there is an illustration of a man in a red shirt and cap playing drums, and a child in a blue shirt playing a violin.

Each part of speech has a colour (e.g. verbs are blue, nouns are yellow, etc.), which is used consistently in *Graphic Grammar* boxes throughout the course.

Course summary

Understanding literacy

Literacy is the ability to communicate through reading and writing. In *Academy Stars*, the children develop their **literacy** skills and **oral communication** skills at the same time. The children will also learn to read through a variety of whole class, **shared reading** activities that involve simultaneously hearing and seeing a word, and associating it with its meaning. This will help the children learn to say and spell words. Explicit teaching of **sound / spelling relations** and **word formations rules** will help support the children in decoding words.

The children are exposed to a variety of text **genres** that are appropriate to their age and interests. They cover stories, poems, plays, informational texts, blogs, e-mails and newspaper articles. These texts increase in length and difficulty and build on the children's growing language and reading proficiency. The children are encouraged to analyse and interpret texts and give a personal response to them. The illustrations help develop visual literacy and engaging animations bring the *Reading time* texts to life.

The aim of developing reading fluency and literacy is to encourage a love of reading and build motivation and confidence in processing longer texts, all of which will make the children more effective language users.

The screenshot displays a digital reading environment. On the left, a 'Lesson 2 Reading' sidebar lists four tasks: 1. Read sentences and circle the correct answer (1 is in a book, 2 is on a website, 3 is on the television). 2. Look at photos and titles, answer questions (Who is the blog about? What do they write about?). 3. Scan the text, underline chores and circle free time activities. 4. Read the text and compare family similarities. The main area shows a 'García family blog' post from 26th January. The post includes a photo of a family (Carlos, Maria, Gabriela, Mateo) and text about their life in the USA. A 'Learning to learn' section on the right provides a routine for learning new words: Look, Say, Cover and write, Check. Below this, a 'What do you do on Saturdays?' section lists chores and free time activities. The interface includes navigation tabs (HOME, POSTS, PHOTOS, CONTACT US) and a search bar.

A pre-reading activity gets the children thinking about the content of the story before reading.

A range of engaging fiction and non-fiction texts develop reading skills and enjoyment of reading. Pre-reading activities develop prediction skills to help understanding. Critical thinking activities encourage the children to give a personal response to the text and develop inferential skills.

Course summary

Understanding Learning to learn

Learning to learn is about how we learn. This provides the children with a set of strategies and skills that will enable them to learn more effectively. The children will become confident, able and independent learners once they understand **how** and **what** to learn, which can give them the necessary tools to manage their learning.

Here are some examples of how *Learning to learn* is implemented in *Academy Stars*:

- Teach strategies for understanding new words and concepts.
- Develop strategies for understanding and creating different kinds of texts and visuals.
- Introduce strategies for organising study and learning.
- Reflect on learning.

A *Learning to learn* or *Learning about language* box is included in each unit to help develop the children's autonomy. The information in these boxes offers a set of strategies and skills that will enable the children to learn more effectively.

Learning to learn

Research information

There are lots of ways you can research information:

- Ask people (teachers, parents, grandparents).
- Use a library (books, encyclopaedias, old newspapers, local history / community).
- Watch TV programmes – like the news or a documentary.
- Look on the internet.

Internet searches are quick and easy. But remember, you need to make sure the information you find is correct and exactly what you need.

Where would you look for information on these topics?

- | | | |
|--------------------------|--------------------------|----------------------|
| 1 your town 20 years ago | 3 things to do in London | 5 China |
| 2 bears | 4 the moon | 6 how to make a cake |



Learning about language

You can make a weather **noun** into an **adjective** by adding **y**.

Noun	Adjective
wind	windy
rain	rainy
sun	sunny

Can you make these nouns into adjectives?

snow _____
cloud _____



Course summary

Assessment

Academy Stars comes with a comprehensive assessment pack to measure the children's progress and achievement throughout the course. Recognising the increasing popularity of external exams, *Academy Stars* is mapped to the updated 2018 *Cambridge English: Young Learners* tests, and includes regular *CE:YL* test-style activities throughout the Pupil's Book and Workbook.

The comprehensive assessment pack includes:


- A **test builder** which teachers can use to create and print tests from a wide variety of pre-written activities.
- Pre-written **downloadable** unit, mid-year and end-of-year tests which teachers can print as they need them. These tests are to check the children's knowledge after each unit, and at the middle and end of the course. They are short and concise to assess the children without creating too much pressure.
- *Cambridge English: Young Learners* sample tests for *Starters*, *Movers* and *Flyers*, which teachers can use for those children who wish to prepare for the *CE:YL* tests. These tests will provide concise practice, so that the children are ready for *Starters* at the end of Level 2, *Movers* at the end of Level 4 and *Flyers* at the end of Level 6.

CE:YL Starters Reading and Writing

Part 4
 – 5 questions –

Read this. Choose a word from the box. Write the correct word next to numbers 1–5. There is one example.

Monkeys









Monkeys are black, brown, grey or white. They live in (1) _____.


Monkeys have got two arms, two legs, two (2) _____, two eyes and a long (3) _____.

They can (4) _____ fast and they can jump and swim.

They eat lots of (5) _____.

Example

 brown	 tail	 run
 bananas	 ears	 trees








Photocopiable © Macmillan Publishers Limited 2017


CE:YL Movers Listening

Part 3
 – 5 questions –

Vicky is telling her teacher, Mrs Green, about the people in her family. Everyone has a different hobby. What hobby does each person enjoy doing?

Listen and write a letter in each box. There is one example.

	her sister, Sally	<input style="border: 1px solid black; width: 30px; height: 20px;" type="text" value="B"/>
	her brother, Peter	<input style="border: 1px solid black; width: 30px; height: 20px;" type="text"/>
	her Aunt Lily	<input style="border: 1px solid black; width: 30px; height: 20px;" type="text"/>
	her Uncle Paul	<input style="border: 1px solid black; width: 30px; height: 20px;" type="text"/>
	her brother, Tony	<input style="border: 1px solid black; width: 30px; height: 20px;" type="text"/>
	her grandpa	<input style="border: 1px solid black; width: 30px; height: 20px;" type="text"/>


Photocopiable © Macmillan Publishers Limited 2017

Tips for parents

Parent involvement is very important for your child's success. You should stay informed about what your child is learning and be supportive. The more you're involved in your child's learning, the more they will have a positive learning experience and eventually succeed. Below are some tips for you that will help your child further develop their English skills inside and outside of the classroom.



- Practise English with your child in a fun and informal way, e.g. naming foods in the supermarket or singing English songs in the car.
- Use the *Academy Stars* Pupil's Practice Kit at home with your child. You can find songs from the course to sing at home, and flashcards and activities for you to look at together.
- Set up an English corner at home with English story books, CDs of English songs and photos of cultural references from English-speaking countries.
- Introduce English phrases into your day, e.g. say *Good morning*, *Good night*, *Hello*, *Have a nice day*, etc.
- When your child learns to read and write, ask them to label objects around the house.
- Focus on what your child does well in English. Praise them by saying *That's great!* or *Well done!* when they learn new words, phrases or songs in English.

Tips for parents

- Stay in contact with your child's teachers and ask if you and your child can do any additional work to practise at home.
- Provide a quality work space at home.
- Start a home library, which will help your child develop a collection of, and connection with, books.
- Read books aloud in English, or engage in storytelling using the language from the book.
- Engage in meaningful English-language conversation with your child.
- Have your child make a personal dictionary with the vocabulary words they are learning.
- Establish a good study routine.
- Tell your child that it's OK to make mistakes.
- Ask your child's teacher about how to help with homework and check that homework is completed.
- Volunteer in your child's classroom.

**Have fun! Your
child will soon be
an *Academy Star*!**



www.frenglish.ru