

1 Hello again!

1 Read, find and colour. Then say.

The bag under the table is grey.
The bag on the table is blue.
There's an orange book in the grey bag. There are two red pens on the table and three pink pencils next to the chair. The table is yellow and the chair is purple.



2 Look and write. Then say.

brother he He's is she She's sister This



Who's he?

_____ is my _____.
_____ two.



Who's _____?

This _____ my _____.
_____ six.

3 Order the pictures. Then tell the story.



Say the Alphabet chant.

4 Look and colour the faces.

I can ...

1



2



3



4



5



6




7




8



5 Draw two friends. Then write.



Who's he? _____
How old is he? _____



Who's she? _____
How old is she? _____

My progress

1 I can say the alphabet, name some characters and colours. (1)

2 I can introduce people and say their ages. (1, 2, 5) 3 I can use the Kid's Box

CD-ROM. (3, 4) 4 I can use my picture dictionary. (4, 6) 5 I can review my

learning at home using My Home Booklet. (4, 6) 6 I can work in pairs and in groups.

(5, 6) 7 I can sing the song and act out the story. (5, 6, 7) 8 I can make an origami

jumping frog. (7)

1 Add, write and match. Then say.

$10 + 3 = \underline{\quad}$
 $13 + 7 = \underline{\quad}$
 $11 + 4 = \underline{\quad}$
 $12 + 2 = \underline{\quad}$
 $17 + 2 = \underline{\quad}$
 $15 + 3 = \underline{\quad}$



nineteen
 fourteen
 thirteen
 fifteen
 eighteen
 twenty

whiteboards
 bookcases
 rulers
 desks
 cupboards
 rubbers

2 Look and write *There is/isn't/are/aren't*. Then say.

- 1 There is a bookcase.
- 2 _____ six desks.
- 3 _____ a cupboard.
- 4 _____ a whiteboard.
- 5 _____ two teachers.



3 Read and circle. Then sing.

There are pencils / erasers in the classroom.
 There's a computer / cupboard on the pencils.
 There's a teacher / ruler on the cupboard.
 There's a bookcase / whiteboard on the ruler.
 There's a teacher / desk on the bookcase.



Listen to the story.

4 Look and colour the faces.

I can ...

- 1
- 2
- 3
- 4
- 5
- 6
- 7
- 8

5 Draw your classroom. Then write.



There's _____
 There are _____
 There isn't _____
 There aren't _____

My progress

- 1 I can name some characters and school objects. (1) 2 I can describe a classroom with *There is / are*. (1) 3 I can count up to 20 objects in English. (1, 2) 4 I can use the Kid's Box CD-ROM. (3, 4) 5 I can use my picture dictionary. (4, 6) 6 I can review my learning at home using *My Home Booklet*. (4, 6) 7 I can work in pairs and in groups. (5, 6) 8 I can sing the song and act out the story. (5, 6, 7)

3 Play time!

1 Look and write. Then say.

camera computer game kites lorry robots watch



Stella's toys



Simon's toys

- 1 This is a computer game.
- 2 These are _____.
- 3 This is a _____.
- 4 This is a _____.
- 5 This is a _____.
- 6 These are _____.

2 Look, circle and write. Then say.

- 1 Whose is / are these / this robots? They're / It's Simon's.
- 2 Whose is / are these / this camera? They're / It's _____.
- 3 Whose is / are these / this kites? They're / It's _____.
- 4 Whose is / are these / this lorry? They're / It's _____.

3 Order the pictures. Then tell the story.



Sing the song: Whose is this jacket?

4 Look and colour the faces.



5 Draw your favourite toys. Then write.



My progress

- 1 I can name some toys. (1, 7)
- 2 I can talk about possessions with Whose? (1, 5)
- 3 I can use and understand a block graph. (2)
- 4 I can use the Kid's Box CD-ROM. (3, 4)
- 5 I can use my picture dictionary. (4, 6)
- 6 I can review my learning at home using My Home Booklet. (4, 6)
- 7 I can work in pairs and in groups. (5, 6)
- 8 I can sing the song and act out the story. (5, 6, 7)


4 At home

1 Look and write. Then say.

clock lamp mat mirror phone sofa



2 Look, read and write *mine* or *yours*. Then say.



3 Read, circle and write. Then sing.

Look at this! Whose are these shoes?
 Stella! Are they mine / yours? No, they aren't mine / yours!
 Which shoes are his / hers? The grey ones are his / hers.
 Which shoes are his / hers? The red ones are his / hers.
 SO! Whose shoes are those? Those are his / hers!



4 Look and colour the faces.



5 Draw your bedroom. Then write.



My progress 1 I can name some furniture. (1) 2 I can talk about possessions with *mine* and *yours*. (1, 5) 3 I can say where things are in my house. (1, 5) 4 I can use the Kid's Box CD-ROM. (3, 4) 5 I can use my picture dictionary. (4, 6) 6 I can review my learning at home using *My Home Booklet*. (4, 6) 7 I can work in pairs and in groups. (5, 6) 8 I can sing the song and act out the story. (5, 6, 7)

5 Meet my family

1 Look and write. Then say.

baby cousin daddy grandma grandpa mummy



This is my family. My sister is a baby. She's sleeping! My _____ is running. My _____ is kicking a ball and my _____ is talking. My _____ is reading and my _____ is writing.

2 Look, read and circle. Then say.

- 1 What's he / she doing? He's / She's swimming / sleeping.
- 2 What's he / she doing? He's / She's flying a kite / reading.
- 3 What's he / she doing? He's / She's running / cleaning.
- 4 What's he / she doing? He's / She's talking / jumping.

3 Order the pictures. Then tell the story.




Sing the song: *My grandpa isn't walking.*

4 Look and colour the faces.




5 Draw two people from your family. Then write.



What is he doing?

My _____ is _____.



What is she doing?

My _____ is _____.

My progress

- 1 I can name some characters and family members. (1, 5) 2 I can talk about what people are doing. (1, 5) 3 I can find things on a map. (2) 4 I can use the Kid's Box CD-ROM. (3, 4) 5 I can use my picture dictionary. (4, 6) 6 I can review my learning at home using *My Home Booklet*. (4, 6) 7 I can work in pairs and in groups. (5, 6) 8 I can sing the song and act out the story. (5, 6, 7)

6

4 Look and colour the faces.

2 

_____ you _____.

 _____ and  _____.

5 Draw yourself eating a meal. Circle and write.

I'm eating _____

My progress ① I can name some foods. (1) ② I can draw and name my favourite food. (1, 2, 7) ③ I can ask for something with *Can I have?* (1, 5) ④ I can use the Kid's Box CD-ROM. (3, 4) ⑤ I can use my picture dictionary. (4, 6) ⑥ I can review my learning at home using *My Home Booklet*. (4, 6) ⑦ I can work in pairs and in groups. (5, 6) ⑧ I can sing the song and act out the story. (5, 6, 7)

7 At the farm

1 Write the letters and the numbers. Then say.

g l d sh o p

cow 5 izard ☐
 eep ☐ oat ☐
 uck ☐ ider ☐



2 Draw yourself. Write *So do I* or *I don't*. Then say.



I love giraffes.

I love snakes.

I love monkeys.

I love fish.

3 Order the pictures. Then tell the story.

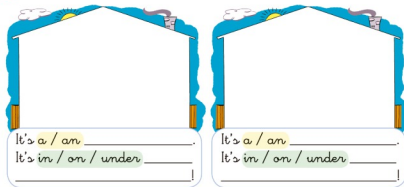


Sing the song: *Cows in the kitchen, moo moo moo!*

4 Look and colour the faces.



5 Draw one farm animal in each house! Circle and write.



My progress

- 1 I can name some animals. (1, 2) 2 I can agree and disagree. (1, 5) 3 I can use the Kid's Box CD-ROM. (3, 4) 4 I can use my picture dictionary. (4, 6) 5 I can review my learning at home using *My Home Booklet*. (4, 6) 6 I can work in pairs and in groups. (5, 6) 7 I can sing the song and act out the story. (5, 6, 7) 8 I can make a toy guitar. (7)

8 My town

1 Look and write. Then say.

café flats hospital park shop street



2 Look at Activity 1 and match. Then say.

- | | |
|---------------------|---------------------------------|
| 1 The dog is | next to the park. |
| 2 The toy shop is | in the park. |
| 3 The café is | behind the flats. |
| 4 The orange car is | in front of the hospital. |
| 5 The yellow car is | between the café and the flats. |

3 Read and write. Then sing.

- Put two books (no) on the table ...
- Put a _____ (erweibn) _____ the books ...
- Put a _____ (hdeibn) _____ your head ...
- Put a _____ (ni rtfno fo) _____ your nose ...
- Put a _____ (rudne) _____ your chair ...
- Put them all back on the table, and now, now, sit down.



Listen to the story.

4 Look and colour the faces.

I can ...

| | | | |
|---|---------------------------------|---|---|
| 1 | 2 The park is next to the café. | 3 | 4 |
| 5 | 6 | 7 | 8 |

5 Draw a place in your town. Circle and write.

This is the _____.

It's next to / behind / in front of the _____.

My progress

- 1 I can name some places in a town. (1) 2 I can describe where something is. (1, 5) 3 I can use the Kid's Box CD-ROM. (3, 4) 4 I can use my picture dictionary. (4, 6) 5 I can review my learning at home using My Home Booklet. (4, 6) 6 I can work in pairs and in groups. (5, 6) 7 I can sing the song and act out the story. (5, 6, 7) 8 I can draw a picture of a town. (7)

9 Our clothes

1 Look, read and write. Then say.

dress glasses handbag hats jeans shirt


He's wearing a red shirt, blue _____
and brown _____. She's wearing a
purple _____ and she's got a pink
_____. They're wearing yellow _____.



2 Look at Activity 1 and match. Then say.

- | | |
|------------------------------|-------------------|
| 1 Has she got jeans? | Yes, she has. |
| 2 Have they got black shoes? | No, he hasn't. |
| 3 Has he got a blue bag? | No, they haven't. |
| 4 Have they got orange hats? | No, she hasn't. |
| 5 Has she got socks? | Yes, they have. |

3 Order the pictures. Then tell the story.




Sing the song: I've got a big garden.

4 Look and colour the faces.


I can ...

| | | | |
|---|---|---|---|
| 1 | 2 | 3 | 4 |
| 5 | 6 | 7 | 8 |

5 Draw two children in your class. Then write.



This is _____.
He's wearing _____.



This is _____.
She's wearing _____.

My progress

- 1 I can name some clothes items. (1, 5, 7) 2 I can talk about what people are wearing and what they've got. (1, 5, 7) 3 I can use and understand a Venn diagram. (2) 4 I can use the Kid's Box CD-ROM. (3, 4) 5 I can use my picture dictionary. (4, 6) 6 I can review my learning at home using My Home Booklet. (4, 6) 7 I can work in pairs and in groups. (5, 6) 8 I can sing the song and act out the story. (5, 6, 7)



10 Our hobbies

1 Look, read and write the numbers. Then say.

He's playing badminton. 4
 She's painting. —
 They're playing hockey. —
 He's playing baseball. —
 They're playing table tennis. —



2 Read and write love, like or don't like. Then say.

- | | |
|-------------------------------|---------------------|
| 1 I _____ reading. | 4 I _____ singing. |
| 2 I _____ fishing. | 5 I _____ painting. |
| 3 I _____ playing the guitar. | 6 I _____ running. |
| | 7 I _____ sleeping. |

3 Read and write. Then sing.

cleaning shoes driving fishing
 flying in a plane flying kites taking photos

I love fishing. I don't like _____.
 I love _____ Or _____
 I like _____ I don't like _____



Listen to the story.

4 Look and colour the faces.



5 Draw yourself doing two activities. Then write.



My progress

- 1 I can name some hobbies. (1, 2) 2 I can say what I like and don't like doing. (1, 5) 3 I can draw myself and write information about myself. (1, 5, 7)
 4 I can use the Kid's Box CD-ROM. (3, 4) 5 I can use my picture dictionary. (4, 6)
 6 I can review my learning at home using My Home Booklet. (4, 6) 7 I can work in pairs and in groups. (5, 6) 8 I can sing the song and act out the story. (5, 6, 7)

11 My birthday

1 Look and write. Then say.

burger cake lemonade oranges sausage watermelon



cake

2 Read, write and match. Then say.

- | | |
|-----------------------------------|------------------------------|
| 1 Would you <u>like</u> a burger? | Yes, please. Milk, please. |
| 2 Can I _____ a cake? | No, thank you. |
| 3 Would _____ like an orange? | Yes, please. I love burgers! |
| 4 _____ you _____ a drink? | Here you are. |

3 Order the pictures. Then tell the story.




Sing the song: *I'd like a great big chocolate cake.*

4 Look and colour the faces.



5 Draw some birthday food. Then write.



My progress

- 1 I can name some birthday foods. (1) 2 I can ask for food and drinks. (1, 5) 3 I can say where food comes from. (2) 4 I can use the Kid's Box CD-ROM. (3, 4) 5 I can use my picture dictionary. (4, 6) 6 I can review my learning at home using *My Home Booklet*. (4, 6) 7 I can work in pairs and in groups. (5, 6) 8 I can sing the song and act out the story. (5, 6, 7)

12 On holiday!

1 Look, read and write. Then say.

beach mountains sand sea shell sun

There are big mountains behind the _____. The _____ is white and the _____ is yellow. A girl has got a _____. A boy is swimming in the _____.



2 Read, find and match. Then say.

- | | |
|-------------------|---------------|
| 1 She wants | to sleep. |
| 2 They don't want | the shell. |
| 3 They want | an ice cream. |
| 4 He doesn't want | to draw. |



3 Look, read and circle. Then say.

I'm writing a new song / story...
 Suzy's getting lots of shells / apples...
 Simon's swimming in the sand / sea...
 Dad's walking on the mountain / sand...
 Mum's reading in the sun / house...
 At the beach, at the shop / beach...




Listen to the story.

4 Look and colour the faces.

I can ...

| | | | |
|---|---|---|---|
| 1 | 2 | 3 | 4 |
| 5 | 6 | 7 | 8 |

5 Where do you want to go on holiday? Draw and write.



My progress

1 I can name some holiday places. (1) 2 I can say what I want and don't want to do. (1, 5) 3 I can describe holiday pictures. (1, 5) 4 I can use the Kid's Box CD-ROM. (3, 4) 5 I can use my picture dictionary. (4, 6) 6 I can review my learning at home using My Home Booklet. (4, 6) 7 I can work in pairs and in groups. (5, 6) 8 I can sing the song and act out the story. (5, 6, 7)

Picture dictionary

1 Hello again!

blue black green pink purple yellow
blue black green pink purple yellow

2 Back to school

board bookcase cupboard desk ruler teacher

3 Play time!

camera computer game kite lorry robot watch

4 At home

clock lamp mat mirror phone sofa

5 Meet my family

grandpa granny daddy mummy baby cousin

6 Dinner time

bread chicken chips egg milk rice

7 At the farm

cow duck goat lizard sheep spider

8 My town

café flat hospital park shop street

9 Our clothes

dress glasses handbag hat jeans shirt

10 Our hobbies

paint play badminton play baseball play basketball play hockey play table tennis

11 My birthday

burger cake lemonade orange sausage watermelon

12 On holiday!

beach city mountain sea shell sun