Kid's Box

Pupil's Book 5

Caroline Nixon & Michael Tomlinson

CAMBRIDGE
UNIVERSITY PRESS

ЦЕНТР ОБРАЗОВАНИЯ
И КУЛЬТУРЫ
Г ПЕТРОЗАВОДСК
УЛ КРАСНАЯ, 49 768032

Welcome to our ezine

Show what you know! What school words can you remember?

Listening 1 Listen and tick (✓) the school words you hear.







2 Listen again. Who said it?

1 Did you have a good holiday? (Dan.)
2 What's an ezine?
3 It's an internet magazine.
4 Can we write about sport and computers?
5 Let's write our first ezine on our school.
6 See you outside school at four o'clock.

3 Answer the questions.

1 What are the children's names?
2 Where are they?
3 Where's the poster?
4 What's an ezine?
5 What's the prize for?
6 What can they write about?

Nice to meet you.

4 Read and answer.

Kid's Box is an exciting new ezine for young people. Let's meet the writers, Dan, Alvin and Shari. They all go to the same school. It's called 'City School'.

Alvin
I'm eleven years old. I always ride my bike to school. I sometimes have breakfast in the school breakfast club before my classes. I love playing football and basketball. I'd like to write about sport and computers in the ezine.

Dan
I'm ten. I live in a village outside the town so I catch a bus to school every morning. I like singing and music. I love playing the guitar and the piano. I'd like to write about music and clothes in the ezine.

Shari
I'm ten. I live near the school so I walk in every day. I have lunch at school with my friends. I love drawing and taking photos so I want to put my photos in the ezine and write about the natural world.

1 What's *Kid's Box*?
2 How many writers are there?
3 Which school do they go to?
4 How does Alvin go to school?
5 How old is Dan?
6 What would Dan like to write about?
7 What does Shari love doing?
8 Who's the oldest, Alvin, Shari or Dan?

5 Listen and say the name.

1 Who lives near the school? — Shari does.

6 Ask and answer.

Do you live near your school? — No, I don't.

~~live / near school~~
lunch / home
play / musical instrument
like / sport
read / magazines
use / internet

Now think of some more questions.

Reading 7 Read and think. What's your favourite school subject? Why?

http://www.cambridge.org/elt/kidsbox/ezine

Kid's Box ezine! home | reports | games | world | email

Our school

For our first ezine we went round our school to find out more about what we learn.

We all study these school subjects: Maths, English, Science, Music, Sport, Art and Computer studies.

Kid's Box reports

a

Older students have to study more school subjects and take important exams.

b

We study a second language. We can choose French, German or Spanish.



c



We use the dictionaries in the school library to help us to understand new words.

d



Science is an important subject so we do it every day. This year we're learning about plants and the human body.

e

In our Geography lessons we learn about different people and their countries.

f

The best subject is History. We love learning about the past!

We all agree that the best thing about school at the moment is the new ezine competition. We all want to win that prize!

Science | History | Geography | language | school subjects | exam | dictionary

8 Listen. Repeat the word and say the letter.

1 History.

History. That's 'f'.

9 Read again and say 'same' or 'different'.

1 At City school they all study music.
2 Older students take important exams.
3 They can choose a second language.
4 There are dictionaries in the school library.
5 They study Science every day.
6 They think History is better than Geography.

10 Listen and say the subject.

1 A lot of people think the capital of Australia is Sydney, but it isn't. It's Canberra.

Geography.

11 Read and choose the right words.

1 We study the past in Science / Geography / History.
2 French, Spanish and German are languages / exams / Maths.
3 When we don't understand a word, we can use a book / a dictionary / Art.
4 We study plants and the human body in Maths / Sport / Science.
5 We learn about people and countries in Geography / Computer studies / Music.
6 Teachers sometimes find out what we know by giving us subjects / computers / exams.

12 Listen and match. Check and sing.

a

b

Because school is cool, it's where we go.
From Monday to Friday, I'm sure you know.
We study and we play, that's what we do.
We do it in the morning and the afternoon!

c

1

d

I really love (1)Geography,
And I enjoy (2)History,
I like to study (3)Science too!
My favourite subject in the afternoon.

Before lunch we have (4)Music,
And then (5)Computer studies,
And on Wednesday we do (6)Sport.
That's a class which is too short!

e

f

And I like to do (7)languages.
Spanish, French and Japanese.
Lots of words in the (8)dictionary,
For me to study and to read.

g

h

13 Read about the school words. What are they?

With this subject we can learn to talk to people from another country.

In this lesson we learn about plants and the human body.

When we study this we learn about different countries and people.

We use this to learn new words.

14 Write three more definitions. Ask and answer.

With this subject we can learn about numbers and shapes. What is it?

Is it Maths?

Yes, it is.

15 Say it right

Syllables, syllables, one, two, three.
Clap and say the chant with me.
School, Sport, Maths, Art, desk,
History, Science and subject.
Exercise, alphabet, Geography,
Syllables, syllables, one, two, three.

16 Listen, repeat and clap.

1 Classroom. Classroom.

Speaking 17 Play the game. Guess it in ten.

My school timetable					
	Monday	Tuesday	Wednesday	Thursday	Friday
8.00–9.00	History	Maths	Music	Science	History
9.00–10.00	English	Computer studies	Geography	Sport	Maths
break					
11.00–12.00	Science	Science	Art	French	English
12.00–13.00	Art	Music	Computer studies	Maths	Geography
lunch					
14.00–15.00	French	Sport	History	English	Computer studies
15.00–16.00	Geography	Sport	Maths	Art	French

Is it on Thursday? Yes, it is.

Is it before lunch? No, it isn't.

Is it at three o'clock? Yes, it is.

Is it Art? Yes, it is.

Writing 18 Write your school timetable.

Joke Corner

How do you spell elephant?

E-L-L-E-F-A-N-T

That's not how the dictionary spells it.

You didn't ask me how the dictionary spells it!

DIGGORY BONES











1 Time for television

Show what you know What TV words can you remember?

Listening 13 CD1

1 Listen and tick (✓) the TV words you hear.

2 14 CD1 Listen again. Say 'yes' or 'no'.

1 The children are in the supermarket at the beginning of the story. No.
2 *Fun time* is on TV at ten past four.
3 They want to watch a programme on animals.
4 The kids arrive home at quarter past five.
5 The kids go to Alvin's house to watch TV.
6 Mr Nelson wants to watch the same programme as them.

3 Read and match.

1	The children are in the library	a	at ten past four.
2	They leave the library	b	at twenty-five past seven.
3	*Fun time* is on TV1	c	at ten to four.
4	*Animals* is on TV2	d	at twenty past four.
5	The children arrive home	e	at quarter past four.
6	The golf finishes	f	at five to four.

Look It's **quarter to** four. It's **quarter past** four.

4 Read and label the clock.

ten past | five past | twenty-five to | quarter to

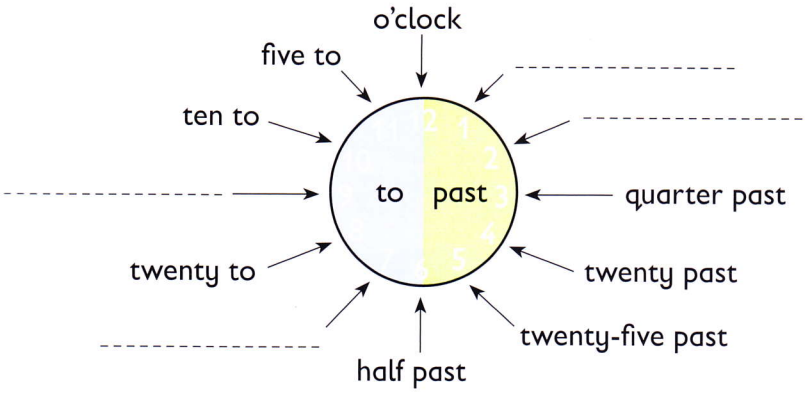

5 Do the actions. Tell the time.

6 Look at the clocks. Ask and answer.

What time is it? It's quarter past one.

1 – b



7 Listen and say the letter.

1 … I have lunch at quarter to one every day. a

8 Play the game. Ask and answer.



Reading 9 Read and think. What's your favourite TV programme? Why?

http://www.cambridge.org/elt/kidsbox/ezine

Kid's Box ezine! home | reports | games | world | email

TV **Most children love watching TV. So today's ezine is about television. There are lots of channels on TV and many different kinds of programmes.**

Kid's Box reports

a



Cartoons are moving pictures. Children love them. They can be short programmes or complete films. They're usually funny.

b

We watch the weather to find out if it is sunny, rainy, windy or cloudy. What's the weather like today?

c

A documentary is a programme which tells us about our world. It can be about animals, history or geography.

d

A comedy is a funny programme which makes us laugh. What's your favourite comedy?

e

The news is about all the things which happen in the world. It is on the television every day. What time is the news on in your country?

f

A quiz is a kind of competition. One person asks others lots of different questions. The winner is the person with most points.

g



The most popular sports programmes in our country are football, basketball, tennis and rugby. What are they in your country?

h



We watch a series in parts. These parts are called 'episodes'. You can sometimes watch an episode every day.

cartoon | weather | documentary | news | comedy | series | sport | quiz

10 16 Listen. Repeat the word and say the letter. 1 Quiz. Quiz. That's 'f'.

11 Read again and answer.

1 Which programme is in episodes?
2 Which programme is funny?
3 Which programme is a kind of competition?
4 Which programme can be short or a complete film?
5 Which programme can tell us things about animals?
6 Which programme can tell us to take an umbrella with us?

12 Listen and say the programme.

1 Goal! Sport.



cartoon | weather | sport | documentary | news | music videos | comedy programme | quiz show

13 Choose words to talk about the different programmes.

interesting exciting boring good bad funny

I think quiz shows are more interesting than the weather.

I think music videos are the best.

14 Listen and complete. Check and sing.

I don't like TV, I don't like it much,

But there are some programmes that

I sometimes watch.

On channel one at ,

There's a really good documentary

About animals and where they live,

What they do and what they eat,

And on channel four at ,

They put on a great cartoon.

At one o'clock and then at ,

They show the news and then the weather.

They're not my thing, they're not for me,

But I like the sport at .

But what I like, what I love the best,

Are the action films, more than the rest.

They're on at ,

And at , but I want more.

15 Read and complete.

news turned on waited
~~four~~ arrived past



Tim and Jen went to the park last Saturday. They ran on the grass, played with a ball and went on the swings. At ten to (1) four they sat down because they were tired. They saw a newspaper on the bench. They opened it at the TV page and looked to see what was on the different channels. Tim wanted to go home and watch 'Friendly' at half (2)_____ four. They went to the bus stop and (3)_____. The bus didn't come until quarter past four. They (4)_____ home at twenty-five to five, ran into the living room and (5)_____ the TV. The programme wasn't 'Friendly', it was the (6)_____. They looked at the newspaper again. It was an old one! They showed 'Friendly' on Friday, not on Saturday.

16 Say it right

/ŋ/

Ong, **ong**, **ong**.
Lo**ng**, wro**ng**, so**ng**.
Ing, **ing**, **ing**.
Bri**ng**, si**ng**, ri**ng**.
Watchi**ng**, movi**ng**, dancing.
Runni**ng**, playing, laughing.

17 Listen and repeat. Can you hear /ŋ/ ? Say 'yes' or 'no'.

1 Wing. Wing. Yes.

Speaking 18 Ask your friend.

Questionnaire

1 How often do you watch TV? Three times a week.
2 What's your favourite programme? _____
3 What kind of programme is it? _____
4 What day's it on? _____
5 What time's it on? _____
6 Why do you like it? _____

Writing 19 Write about your friend.

Peter watches TV three times a week. His favourite programme is ...

Joke Corne

Knock, knock!
Who's there?
Watson!
Watson who?
Watson television tonight?

DIGGORY BONES















DID YOU KNOW ... ?

***The Simpsons* started in 1987. It's the longest running cartoon series.**



1 Ask and answer.

Do you watch cartoons? Who's your favourite cartoon character?

2 Look and say.

Do you know the names of these cartoons? Which characters are in them?



3 Read and answer.



Films and cartoons are made of lots of different images. In films the different images are called frames and in cartoons they are called cells. In a film there are usually 24 frames per second and in a cartoon there are 12 cells per second. Our eyes do not see the space between each frame or cell.

1 How many frames do you need for 15 seconds of film?

2 How many cells do you need for one minute of animation?

The first cartoons were made using hand-drawn pictures. Now a lot of cartoons use cell animation. For these artists have to draw pictures on clear plastic. This means that to change the cells they only have to redraw the parts of the picture that move. Other cartoons, such as *Wallace and Gromit*, use models. Artists move the models and take a photograph. They have to take a lot of photographs!



3 Which method of making a cartoon do you think would take the longest? Why?

More and more cartoons are made using special techniques with a lot of help from computers. Some people are making cartoons for the internet. These are called webtoons. You could make a webtoon, too.

4 Can you think of an idea for a webtoon?

4 Listen and choose the answer.



1 The first important cartoon character was
   a) Felix the Cat b) Shrek c) Mickey Mouse.
2 A lot of cartoon characters are
   a) teachers b) animals c) flowers.
3 Walt Disney made the first cartoon in colour in
   a) 1910 b) 1932 c) 1956.
4 In the 1990s cartoons started to use
   a) colour b) computers c) sound.
5 *Shrek* won a prize for the best
   a) animated film b) character c) music.
6 There are lots of fantastic new animated films every
   a) week b) month c) year.

5 Listen again and put the information on the timeline.

Shrek sound colour ~~*Felix the Cat*~~ computers *Toy Story*

1928 1990s 2001

1920s Felix the Cat 1932 1995

Project Make a flipbook cartoon of a ball bouncing.

You need:

- 2 sheets of heavy paper or cardboard
- A pencil and scissors
- Crayons or markers
- A big stapler or a big clip

1 Cut each sheet of card into six squares.
2 Write a number from 1 to 12 in the top corner of each square and draw the same bounce line on all 12 cards. Then draw a ball on the bounce line to the left of the first card. Draw the same ball on each card just to the right of the one before.
3 Put the cards in order and staple one side.
4 Now flip through your cartoon book.

2 People at work

Show what you know! What jobs can you remember?

Listening 1 Listen and tick (✓) the jobs you hear.

2 Listen again. Complete the sentences.

1 They're looking at an exhibition on _____.
2 Dan thinks he's going to be a _____.
3 Shari thinks she's going to be a _____.
4 Shari hopes the _____ isn't going to burn down.
5 Alvin's going to be a _____.
6 They're going to write about famous people's _____.

3 Read and order the words.

1 write about / What / for our ezine? / are / we / going to
2 going to / a nurse / be / when I'm older. / I'm
3 a doctor. / going to / Alvin / be / isn't
4 The school / isn't / burn down. / going to
5 win / prize! / We're / that / going to
6 do / you / What / tomorrow? / are / going to

I'm **going to be** a dentist.
Alvin **isn't going to be** a nurse.
What **are we going to write** about?

4 Listen and order. Check and sing.

a She's going to help them all,
And work in schools ... ☐

b They're going to do their best,
Then sleep and play. ☐

c They're going to do the job,
Then work all day,
Then sleep and play ... ☐

d She's going to show the kids,
She's going to teach good rules. ☐

f He's going to do his best,
Then sleep and play ... ☐

e They're going to do the job,
They're going to work all day. ☐

g He's going to do the job,
He's going to work all day. 1

5 Look. What are they going to do?

a

b

c

d 

e

f

6 Correct the sentences.

No, he isn't going to play tennis. He's going to play football.

1 He's going to play tennis.
2 They're going to dance.
3 They're going to turn on a computer.
4 She's going to wash her face.
5 They're going to watch TV.
6 He's going to wake up.

7 Ask your friend.

1. Where are you going to go after school?
2. Who are you going to see this evening?
3. When are you going to do your homework?
4. What time are you going to go to bed tonight?

Now think of some more questions.

Reading

8 Read and think. What's the most exciting job? Why?

http://www.cambridge.org/elt/kidsbox/ezine

Kid's Box ezine! home | reports | games | world | email

In today's ezine we're going to look at some interesting people and their jobs.

Kid's Box reports



a

John Travolta is a famous actor. His films include *Grease* and *Hairspray*. He is also a pilot. This is his hobby. He has got five planes and he can fly all of them.

b



People remember George Orwell because he was an important writer. Two of his most famous novels are called *Animal Farm* and *1984*. He was also a journalist, and wrote for different newspapers.

c

When Mia Hamm was young she was a footballer. She scored more than 100 goals for the USA and won the Women's World Cup. In 1999, she started the Mia Hamm Foundation. It helps girls to start playing football.

d

Jamie Oliver is a famous cook who also works on television. In his programme *Jamie's School Dinners* he made children's school meals healthier.

e

Formula 1 is a car racing competition. It's a team sport. One of the most important people in the team is the mechanic. Steve Matchett was a Formula 1 mechanic. He had to repair cars during the race. Now Steve works as a sports commentator on TV.

f

Mrs Barbara Blackburn was a secretary. She was one of the best in the world. She had a special typewriter and she could type faster than any other typist. She could type 150 words in a minute.

secretary | footballer | actor | journalist | cook | writer | mechanic | pilot

9 Listen. Repeat the word and say the name of the person.

1 Cook.

Cook. That's Jamie Oliver

10 Read again and answer.

1 What did the footballer win?
2 What did the cook do in *Jamie's School Dinners*?
3 Why is the secretary famous?
4 What did Steve Matchett repair?
5 Who is a pilot and actor?
6 What different jobs did George Orwell have?
7 How many of these people are on TV?

11 Listen and match. Say the job.

1 Good evening. This is Captain Bird speaking. Welcome aboard flight 241 from Dublin to London.

Pilot. That's 'e'.



12 Listen again and choose the right words.

1 The plane is flying to New York / London / Paris.
2 Bill cleans his teeth well / badly / on Saturdays.
3 The cook is making a chocolate cake / carrot cake / cheesecake.
4 Mr Hamilton can get his car at ten o'clock / half past nine / half past ten.
5 The cowboy is happy / hungry / cold.
6 The journalist is going to interview a footballer / swimmer / basketball player.

13 Play the game. Guess it in ten.

Do you work at the fire station? No, I don't

Do you wear a uniform? Yes, I do.

14 Read and think. Ask and answer.

What's Teresa going to be when she grows up?

She's going to be a cook.

Teresa	loves making cakes and working in the kitchen.
Richard	loves studying Science and the human body.
William	loves drawing and painting.
Helen	likes working with children. She loves reading them stories.
Robert	loves animals and going to the country. He's very strong.
Katy	loves playing with cars and building things.

15 Think about somebody you know who's got an interesting job. Answer the questions.

1 Who does this job?
2 What's his/her job?
3 What does he/she do at work?
4 Why do you think it's interesting?

Now ask your friend the questions.

16 Say it right

1 **Cook** 2 **Den**tist 3 **Foot**baller 4 Me**chan**ic

Syllable stress when we speak,
Some are strong and some are weak.
World of work,
Nurse, **cook**, **clown**,
Clap your hands and stress the sound!
Dentist, **pi**lot, **far**mer, **dri**ver,
Actor, **tea**cher, **ar**tist, **wri**ter,
Journalist, **foot**baller, **sec**retary too,
One more, me**chan**ic!
Exciting jobs to do.



17 Listen, repeat and clap.

1 Exciting. Exciting.

Speaking 18 Ask and answer.

What are you going to do on Wednesday afternoon?

I'm going to play volleyball.

Writing 19 Write your plans for next week. Don't repeat any verbs!

On Monday after school I'm going to play with my friends.
On Tuesday ...

Joke Corner

A man went to a doctor with a banana in each ear, and a carrot up his nose. He said, 'Doctor, I'm not well'. What did the doctor say?

'You aren't well because you aren't eating right'.

DIGGORY BONES



DID YOU KNOW ... ?

People cleaned their teeth with wood and animal hair before William Addis invented the first toothbrush in 1780.



1 Read and match.

a

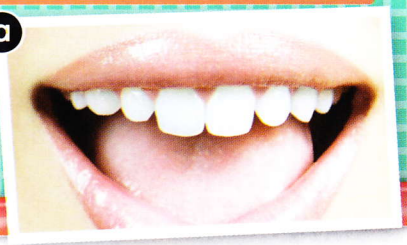

b

c

d

Our dentist
We start going to our dentist when we are very young because dentists help us look after our teeth. Healthy teeth help us eat, speak clearly and look good.

Our milk teeth
We get 20 milk teeth when we are between six months and three years old. Then we lose these teeth and get a permanent set of about 32 teeth.

Our permanent teeth
The first 28 permanent teeth come when we are between six and 13. The final four molars, or wisdom teeth, usually come when we are between 16 and 21. Not everyone gets wisdom teeth. Do you know if your parents have got theirs?

Our different teeth
We have four kinds of teeth which do different things.

We have eight **incisors** at the front of our mouths. They're the sharpest teeth because they cut our food.

The four **canine** teeth are next to the incisors. They hold and tear food so they have very long roots.

Our eight **premolars** are behind our canine teeth. We use them to chew food so premolars are flatter on the top.

The **molars** are at the back of our mouths. Molars are much bigger than the premolars. Their job is to chew food into smaller pieces so it can be swallowed.

2 Read again and label the diagram.

incisors canines molars premolars

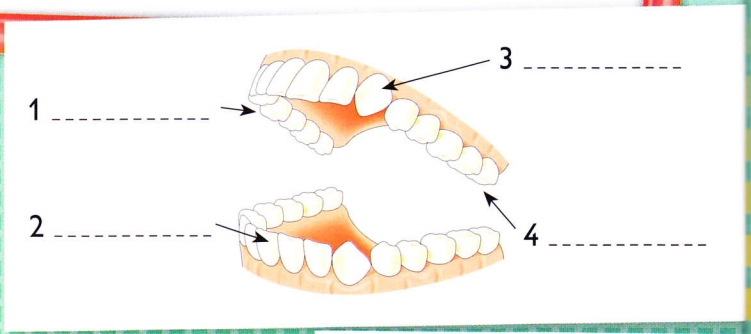

3 Match the sentences with the picture.

Tooth structure
A tooth has two parts: the crown and the root.

1 The **crown** is the part we can see when we smile or open our mouth.
2 We can't see the **root** because it is in the gums. It is about two-thirds of the tooth's total length.
3 The hard white part that covers the outside of the tooth is called the **enamel**.

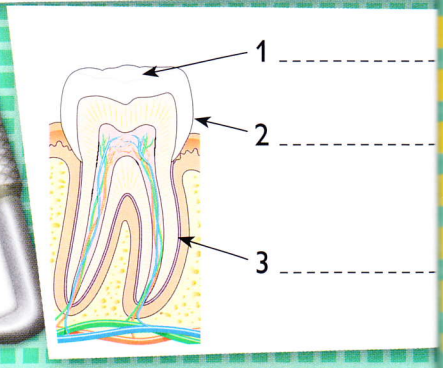

4 Read and complete.

healthy between finish
after mustn't before hungry
brush dentist better

Tooth care

To have healthy teeth and gums, you must:

1 brush your teeth every day _after_ meals and _____ bed.

2 eat a good diet. You _____ eat sugary foods _____ meals. If you are _____, eat an apple, banana or carrot. Don't drink lemonade. Drink milk! If you eat between meals, _____ your teeth when you _____.

3 visit the _____ twice a year. A dentist can clean your teeth _____ than you, so that your mouth is _____.

5 Read and order the text.

How to brush your teeth

- [ ] To finish, rinse out your mouth with water.
- [ ] Always start and finish in the same place in your mouth. A good place to start is the outside of the back molars, which need the most time and brushing.
- [ ] All of that should take two minutes.
- [1] Brushing your teeth is very important. It cleans your teeth and gums, and helps against cavities.
- [ ] Then repeat all of this on your bottom teeth.
- [ ] Lastly, don't forget the top of your mouth and your tongue.
- [ ] Next brush the inside of your teeth and gums using the same circular movement.
- [ ] When you finish the inside and outside of your top teeth, quickly brush along the chewing part of your teeth.
- [ ] Gently brush the back molars and gums using a small circular movement. Then move slowly around your mouth brushing all your teeth.



Project Do a dentist's experiment.

You need:

- A toothbrush
- Toothpaste with fluoride
- 2 eggs
- Bottle of white vinegar
- 2 clear glasses or plastic cups

What to do:

1 Brush one of the eggs with fluoride toothpaste.

2 Put 10 cm of vinegar into two of the containers. Put the 'fluoride' egg into one container of vinegar and the other egg into the other container of vinegar.

What happens:

One egg starts to bubble as the vinegar (an acid) attacks the minerals in the egg shell. Which egg do you think is going to start to bubble?

Review Units 1 and 2

1 Sarah is talking to her mother, Mrs Smith. Read the conversation and choose the best answer. You do not need to use all the letters.



A: Can we go out to the park?
B: Yes please. Can I phone Katy to see if she can come?
C: My favourite comedy's on at twenty-five-past five.
D: I think it's about half past eleven.
E: All right, then. Can I phone Peter?
F: Thanks, Mum. Can you pass me the phone?
G: Which ones shall I wear? My sports shoes?
H: Does Peter like History?

Example
Mrs Smith: What time is it Sarah?
Sarah: D_____

Questions

1 **Mrs Smith:** What do you want to do?
Sarah: _____

2 **Mrs Smith:** OK. Put your shoes on.
Sarah: _____

3 **Mrs Smith:** Yes, the blue ones. Listen, do you want to go with a friend?
Sarah: _____

4 **Mrs Smith:** I think Katy's studying for an exam this afternoon.
Sarah: _____

5 **Mrs Smith:** OK. Call him and see if he wants to come too.
Sarah: _____
Mrs Smith: Here you are. Tell Peter to bring his bike!

2 Tell your friend the story. It's morning. The boy is going to school.

3 Now write the story.

4 Play the game.

What are you going to do tomorrow?

Instructions

- Go round the board. Say the time and what you are going to do at that time.
- Think of a different activity for each time.
- To keep playing you have to remember the activity which goes with each time. If you cannot remember then go back to START and wait for another go.

That's quarter to seven. Tomorrow I'm going to wake up at quarter to seven.

That's nine o'clock. Tomorrow I'm going to wake up at quarter to seven and go to school at nine o'clock.



3 City life

Show what you know! What city words can you remember?

Listening 1 Listen and tick (✓) the city words you hear.

2 Listen again. Choose the right words.

1 They arrive at **ten past two** / **twenty to three**.
2 They want information for their **ezine** / **school homework**.
3 They decide to visit a **bridge** / **museum** first.
4 They start outside the **station** / **school**.
5 They're lost because of problems with the **map** / **bus**.
6 Tower Bridge is **behind** / **across** the street.

3 Read and complete the sentences.

1 We have to go ⇦ this road.
2 We don't go across the river. We turn ⬅ here.
3 Now we're at a ↰ .
4 I think we take the third street on the ➡ , then walk ↑ this park.
5 Let's go ↑ .
6 It's just ↑ the street.

LOOK

right ➡ left ⬅ straight on ↑
corner ↰ past ↑ across ↑ along ⇦

4 Look at the map. Read the directions and answer.

1 Go along The High Street. Take the third street on the left and stop before you get to the river. What's on the left?

2 Go along The High Street and turn right into Blue Street. Turn left into Low Road and then go across Green Street. What's on the corner, on the left, opposite the cinema?

3 Go along The High Street, and take the second street on the left. Walk past the playground. What's next to it?

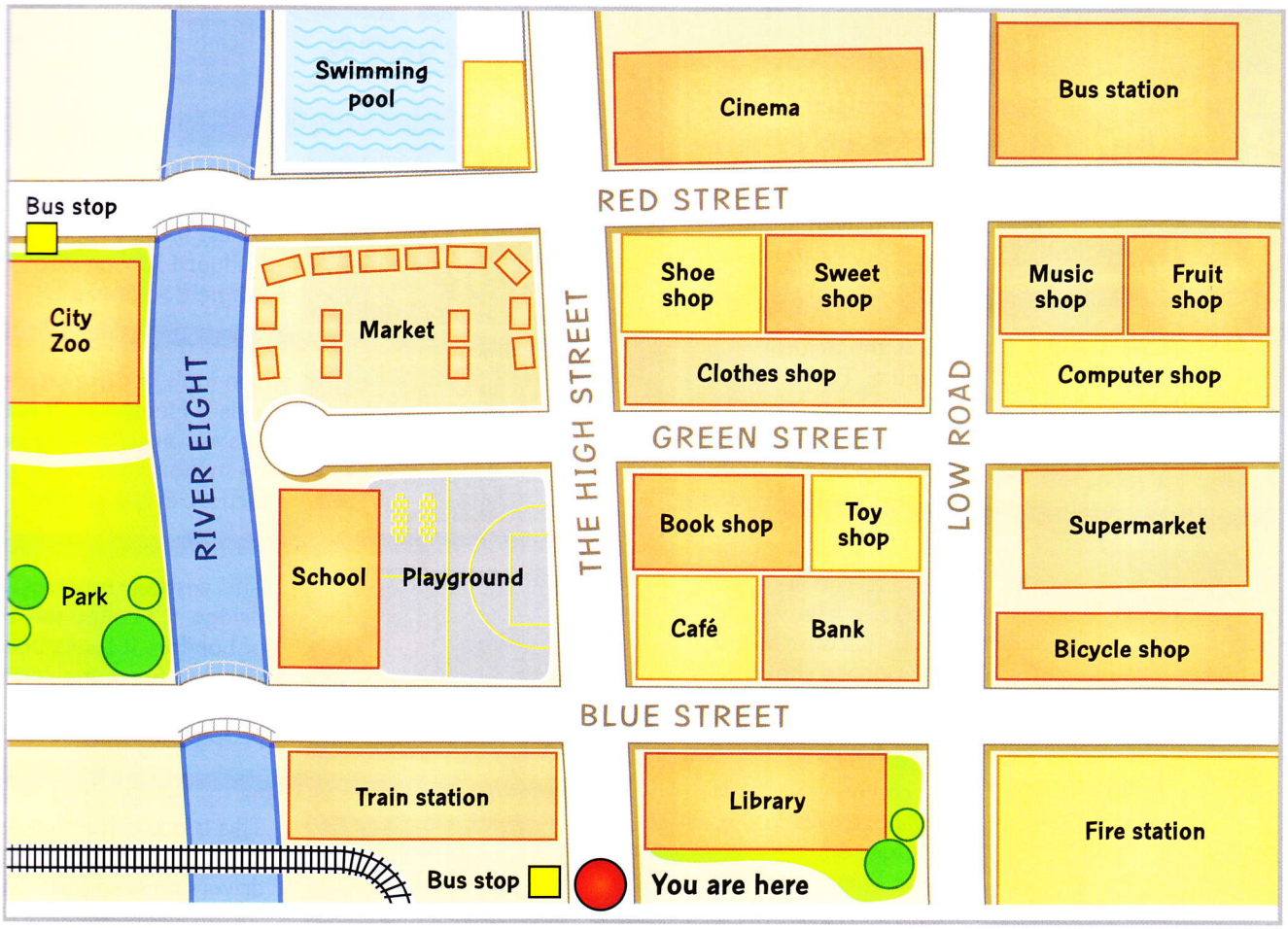

5 Listen to the directions and answer.

1 Go straight on. Take the second street on the left. What's at the end of the street?

The river.

6 Play the game.

Go along The High Street and take the third street on the right. Go across Low Road and it's next to the music shop.

Is it the fruit shop?

Yes!

7 Write the directions to (1) the zoo and (2) the computer shop.

Reading 8 Read and think. Is London an exciting city? Why?

http://www.cambridge.org/elt/kidsbox/ezine

Kid's Box ezine! home reports games world email

London **Yesterday we went to London and saw a lot of interesting places. Here are some of our photos.**

Kid's Box reports

a

New Scotland Yard is one of the most famous police stations in the world. A king of Scotland lived in the first Scotland Yard.

b

This is the British Museum. There are six million objects here. One of them is The Rosetta Stone.

c



This is the New Globe Theatre. The first Globe theatre was famous because William Shakespeare showed his plays here.

d

You can buy stamps for your postcards in the Trafalgar Square post office. They sold the first sticker stamps in this post office in 2001.

e

This is Brown's. It's a hotel and restaurant. It's the oldest hotel in London. Rudyard Kipling wrote *The Jungle Book* here.

f

London's got five airports. This is Heathrow. It is the busiest airport in the world. 64 million people use this airport every year!

g

This castle is next to Tower Bridge. It's called the Tower of London. It looks beautiful now but for many years it was a terrible prison. Many people died here.

h

This is a London taxi. It's called a black cab. Black-cab drivers have to pass a test to show that they know all the streets in London.

taxi | hotel | police station | airport | restaurant | museum | castle | theatre | post office

9 05 CD Listen. Repeat the word and say the name of the place. 1 Castle.

Castle. That's the Tower of London.

10 Read again and correct the sentences.

1 You can see The Rosetta Stone at the Natural History Museum.
2 William Shakespeare showed his films here.
3 They sold the first postcards here.
4 Brown's is a shop and hotel.
5 London's got seven airports.
6 London taxis are called black cabs.

11 Listen and complete. Check and sing.

castle	zoo	restaurant	taxi
~~museum~~	station	theatre	
Bridge	street	park	

Theatre, cinema,
Restaurant and hotel,
Museum, castle,
A story to tell.

I went to London,
To have a lovely day.
To go to a museum and
The _____ for a play.

I saw Tower _____,
And the _____ too.
Walked in the _____,
And went to the _____.

I went to a _____,
On the corner of the _____.
I sat outside and
I had something to eat.

I took a _____,
Because it was late.
My train was in the _____,
It was half past eight.



12 Ask and answer.

~~cook~~	firefighter	secretary
actor	bus driver	doctor
teacher	pilot	police officer

Where does a cook go to work?

A cook goes to a restaurant or a hotel.

13 Look at the map. Ask and answer.

Where's the theatre?

It's between the cinema and the library.



14 Think of a place. Give directions how to get there from your school. Can your friend guess?

Go out of the door, turn left, take the second street on your right and walk past 'Flower's Restaurant'. What can you see?

Is it the library?

Yes, it is.

15 Say it right

/ʌ/

Come to London to have some fun,
Bring your mother, your brother, your cousin and your son.
Come on a Monday, come on a Sunday,
Come to London where every day's a fun day.



16 Listen and repeat. Can you hear /ʌ/? Say 'yes' or 'no'. 1 Under. Yes.

Speaking

17 Find ten differences.

In the first picture there's a green bus, but in the second picture there's a red bus.





Writing

18 Choose one of the pictures and write about it.

The first picture is of a town.
I can see ...

Joke Corner

What starts with 'p', ends with 'e', and has thousands of letters in it?

A post office.

DIGGORY BONES









DID YOU KNOW ... ?

Istanbul, in Turkey, is the only city which is in two continents. It's called the 'bridge between Asia and Europe'.

1 Can you name these cities?

a

b

c


d

2 Read and answer 'true' or 'false'.

1 During the stone age cavemen started fishing.
2 Cities started growing where there were markets.
3 Cities stopped growing because of the industrial revolution.
4 Four thousand people lived in Mohenjo-Daro 40,000 years ago.
5 London is smaller than New York.
6 The biggest city in the world is Tokyo.

3 Read and order the events.

a) London was the biggest city in the world. ☐
b) People started building cities. ☐
c) New York was bigger than London. ☐
d) Cavemen started farming. [1]
e) Tokyo is the biggest city in the world. ☐
f) Rome was the most important city in the world. ☐

Why did the first cities start?

During the stone age cavemen started farming. As they got better at farming they started growing more food than they could eat. They bought and sold the extra food in markets. Cities started growing around these markets.

Living in cities made people feel safe. People often lived near castles and built walls around their houses.

Two hundred years ago cities started growing much faster because of the industrial revolution. People went to work in the cities because there was more money.

Where were the first cities?

Mohenjo-Daro in the Indus Valley, in Pakistan, was one of the first cities. It was built more than 4,000 years ago. About 40,000 people lived there. If we look at a map of Mohenjo-Daro, we can see the streets were straight and that there were a lot of houses and big buildings.



About 2,000 years later the biggest city in the world was Rome. It was the capital of the Roman Republic and Empire for a thousand years. About one million people lived there.

London was the first city to have more people than Rome. It was the biggest city in the world between 1831 and 1925. Then New York grew bigger. Now the biggest city in the world is Tokyo.

In groups talk about a city you know.

a) What can you find in it? Make a mind map.

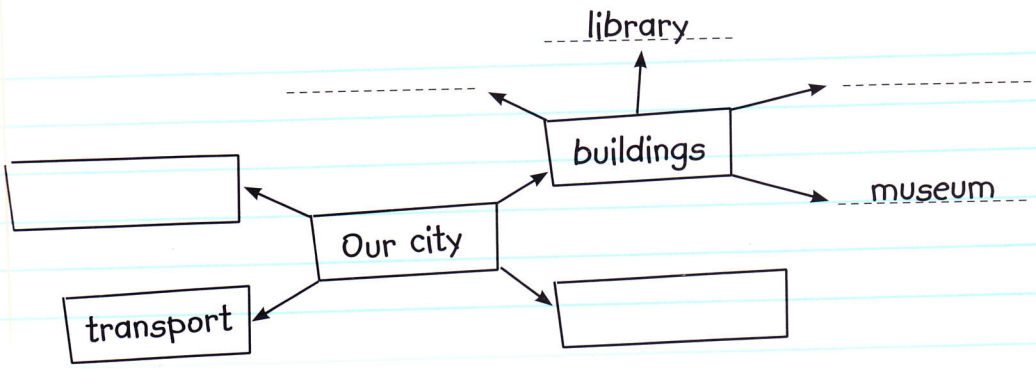

b) Make two columns in your notebook and write a list of the 'good' things and the 'bad' things about your city. Talk about why you think they are good or bad. How can you make the bad things better?

Our city	
Good	Bad
park	cars

Project

Design a new city with your group.

a) Ask and answer.

1. What do you want in your city?
2. What do you need in your city?
3. Where do you want to put parks, schools, houses, shops, markets?
4. How can people go from their home to school, to the shops, or to work?

b) Make your city.

1. Make a map of your city on a big piece of card.
2. Write the names of the places in your city on coloured pieces of paper. Put them on your map to show where you want them.
3. Think of a name for your city and tell the other groups about it!



4 Disaster!

Show what you know! What weather words can you remember?

Listening 1 Listen and tick (✓) the weather words you hear.



2 Listen again. Who said it?

1 Now we've got a great project for our ezine … disasters! (Alvin)
2 We decided to sail to a small island for a picnic with my dad.
3 When we were sailing to the island, the sky went dark.
4 The radio was on, but we weren't listening to the weather. We were listening to music.
5 We were walking up the beach, looking for somewhere safe to stay, when lightning hit the boat.
6 It was really exciting when the helicopter came to get us.

3 Read and match.

1 They were sailing to the island	a they were waiting on the island.
2 They were waiting on the island	b when the lightning hit it.
3 The radio was on,	c when the sky went dark.
4 When the storm started,	d when the reporter arrived.
5 They were walking away from the boat	e when the helicopter came.
6 They were getting warm	f but they weren't listening to the weather.

LOOK

Were you **listening** to the weather on the radio?
We **weren't listening** to the radio.
We **were listening** to music.

4 Listen and complete. Check and sing.

swimming skating sitting eating ~~walking~~ climbing playing sailing

What were you doing when the storm began?
When the lightning hit and the water ran.
Where were you when the rain came down?
On the mountain, at the beach, in the forest or the town.

I was walking up the mountain,
He was _____ over the lake,
We were _____ in the park,
She was _____ a piece of cake.

They were _____ in the river,
He was _____ on the sea,
She was _____ up a wall,
I was _____ under a tree.

5 What were you doing when these things happened? Write three sentences.

hurt your leg

teacher saw you

dropped your mobile phone

cut your hand

lightning hit the tree

started to rain

shoe fell off

mother took a photo of you

started to feel ill

lost your watch

I was having a picnic when it started to rain.

6 Play the game. Guess it in five.

What was I doing when it started to rain?

Were you having a picnic?

Yes, I was.

Reading 7 Read and think. Which was the worst disaster? Why?

http://www.cambridge.org/elt/kidsbox/ezine

Kid's Box ezine! home | reports | games | world | email

Kid's Box reports

Disasters Disasters sometimes happen as we recently found out. We decided to find out about some famous disasters.

a

This ship is called the Titanic. On 14 April 1912 it was sailing across the Atlantic Ocean when it hit an iceberg. They couldn't see the iceberg because there was a lot of fog.

b

The Hindenburg was one of the biggest airships ever built. On 6 May 1937, when it was arriving in the USA, it caught fire. People think this happened because lightning hit it during a storm.

c

Hurricanes are very dangerous storms with strong winds. The worst Atlantic hurricane in history was the Great Hurricane in 1780, from 10–16 October.

d

When a volcano erupts, it throws hot liquid rock and gases into the air. When Krakatoa erupted on 26 August 1883 it made the loudest sound ever heard.

e

On 1 November 1755 an earthquake hit Lisbon, in Portugal. The earth moved for ten minutes. The earthquake destroyed most of the buildings in the city.

f

On 28 December 1908 a tsunami hit Messina, in Italy. The wall of seawater was about ten metres high. How high do you think the seawater is in this picture?

tsunami | hurricane | volcano | earthquake | iceberg | storm

8 16 CD2 Listen and say 'yes' or 'no'. Repeat or correct.

1 The tsunami was on 28 December 1908.

Yes. The tsunami was on 28 December 1908.

9 17 CD2 Listen and repeat the chant.

January, February, March,
April, May, June,
July, August, September,
October, November, December.

10 Listen and say the months.

1 It's sunny and windy. There are a lot of red apples on the trees ...

September.

11 Ask and answer.

It's February. What can you see?

Some children are reading comics. They're sitting in their living room next to the fire.

12 Cross out the extra word.

1 What were they to doing on Wednesday 13 November?
2 There was a many bad storm on 31 May.
3 They couldn't see because of was the fog.
4 Why was do he running?
5 The lightning hit the my car on 19 August.
6 My birthday was in the January.
7 The fire did started on 29 June.
8 In Antarctica there's a very lot of ice.

13 Read the notes and write about what happened.

Friday 13 March was a terrible day for Jane. What happened?

when / go / downstairs / put / foot / on / toy / car
fall / down / break / leg
ambulance / come / take / to / hospital
when / nurses / carry / Jane / into / hospital / drop / her
now / Jane / in / hospital / with / broken / leg / and / broken / arm

When Jane was going downstairs, she put her foot on a toy car.

14 Say it right

I was sailing in my boat when the storm began,
I was having a shower when the telephone rang.
I was walking down the mountain when my shoe fell off,
I was acting in a play when I started to cough.
I was swimming in the sea when the shark smelled me,
I was climbing up a tree when I fell and hurt my knee.



15 Listen. How many words can you hear?

1 They were running round the park. Six.

Speaking 16 Complete the questions. Ask and answer.

What were you doing at ...		Name _____	Name _____	Name _____
1	8.45 yesterday morning?			
2	4.15 _____ ?			
3	_____ last Sunday morning?			
4	_____			
5	_____			

Writing 17 Write your diary for last week.

Monday

I was watching TV when John came round. It was a great surprise! We played on the computer and he stayed for dinner.

Joke Corner

Knock, knock!

Who's there?

Disaster!

Disaster who?

Dis-as-ter-be the worst day of my life!

DIGGORY BONES











DID YOU KNOW ... ?

The word volcano comes from the Roman god of fire, Vulcan.



1 Read and answer.

1 What is the name for the outside of the earth?
2 What are plates?
3 What does the Richter Scale measure?
4 Where are most tsunamis?

2 Read again and choose a title.

a) Plates and bowls
b) Natural disasters
c) Wave problems

3 Complete the sentences.

1 Two of the worst natural disasters are _____ and tsunamis.
2 The _____ of the earth is a solid rock layer called the crust.
3 The crust has different parts which are called _____ .
4 People use a seismometer to _____ how strong the earthquake is.
5 A _____ is a series of very big waves.
6 About _____ out of every ten tsunamis happen in the Pacific Ocean.

A natural disaster is the name we give to something that happens because of natural forces and not because of the actions of people. Two of the worst natural disasters are earthquakes and tsunamis. They happen when land moves.

The outside of the earth is a solid rock layer called the crust. The crust has different parts which are called plates. The line where plates meet is called a plate boundary. Earthquakes and tsunamis often happen on or near the plate boundaries.

Earthquakes

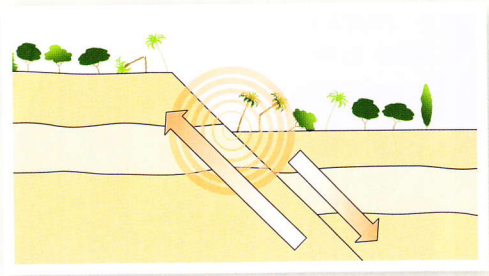

An earthquake is a sudden movement of the earth's surface. The plates under the earth are always moving slowly, but sometimes they stick and can't move until they move suddenly. This can cause an earthquake. People use a seismometer to measure how strong the earthquake is. A seismometer uses the Richter Scale when it measures an earthquake. The Richter Scale is numbered 0–10. Very bad earthquakes have a high number.

Tsunamis

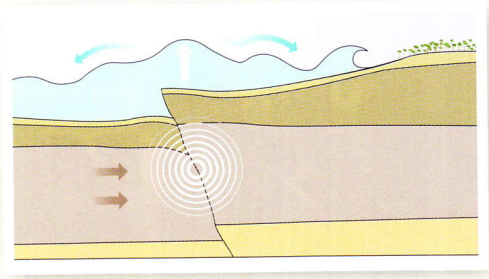

A tsunami is a series of very big waves. Most tsunamis happen because of a big underwater earthquake. The earthquake must be over 6.75 on the Richter Scale. About nine out of every ten tsunamis happen in the Pacific Ocean. Tsunamis are different from normal waves because they move a lot more quickly and the distance between one wave and the next is bigger.

4 Read and label the diagram.

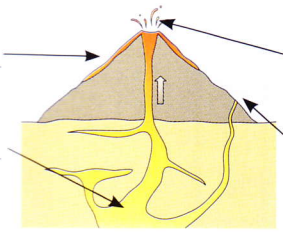

Volcanoes

A volcano is a mountain with a hole in the top. Volcanoes erupt when magma (liquid rock) from under the crust breaks through the crust. When magma reaches the Earth's crust it is called lava, but when it becomes cold, it forms rock. The bowl shape at the top of the volcano is called a crater, and the smaller holes in the side are called vents. The biggest volcano is Mauna Loa in Hawaii. It is about 10 km tall from the sea floor to its top.

5 Listen. What is Mount Saint Helens?

6 Listen again and choose the answer.

1 Where is Mount Saint Helens?
USA / Indonesia / Australia
2 It was the worst eruption in the world. / the USA. / Indonesia.
3 What was the date?
18 May 1980 / 18 March 1980 / 8 May 1980
4 When did the volcano erupt?
7.30 / 8.00 / 8.30
5 How far into the sky did the cloud go?
9 km / 19 km / 90 km

Project Make a volcano.

You need:

- A water bottle
- Tape
- Card (60 x 60 cm)
- Newspaper
- Flour
- A bowl
- Paint
- Scissors

Making the volcano:

1 Cut the top of the water bottle off. Tape the bottle to the centre of the cardboard.
2 Make newspaper rolls and balls to stick around the bottle.
3 Mix water and flour in the bowl to make glue. Tear the newspaper and put it into the glue.
4 Put the newspaper over the rolls to make the shape of the volcano. Don't cover the top of the bottle.
5 Wait for the paper and glue to dry completely. In the next class, paint your volcano.

Review Units 3 and 4

1 Read the letter and write the missing words.

Dear Aunt Petra,

I'm writing to tell you about the great time we had last weekend. I think mum told you we were going to Manchester on Saturday. Well, we went to see a football game, because Manchester United (1) _____ playing against Liverpool. I really enjoyed it but sadly Liverpool didn't win. They (2) _____ 1-0.

On Sunday we spent the day looking around the city. We got lost because we didn't have a (3) _____. It wasn't a big problem because we asked a policeman for (4) _____ and he showed us where to go. We visited the Lowry Museum which had some interesting paintings by an (5) _____ from Manchester, LS Lowry. There is a picture of one of his paintings next to the letter. Hope you like it.

Yours, Jamie.



2 Listen and tick (✓) the box.

1 Where did Paul go yesterday?



2 What did they do first?



3 What did they do in the park?

4 What did they have for lunch?



5 What was the film about?



6 How did Paul get home?



3 Play the game.

Find your way home.

Instructions

- Go round the board following the instructions. When you stop on a picture, spell the word. If it's right, roll again. If it's wrong, stop.

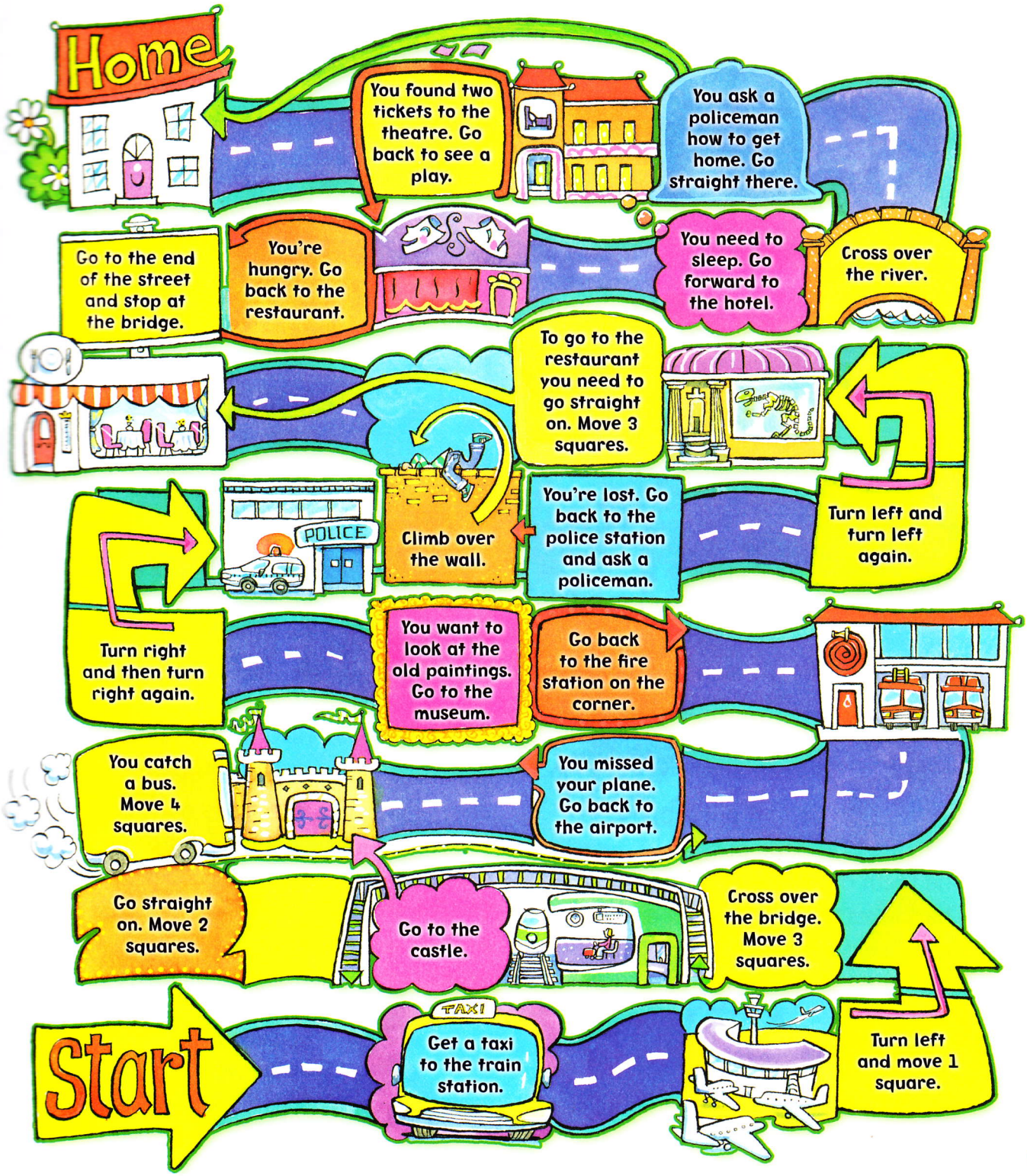

5 Material things

Show what you know What materials can you remember?

Listening 26 CD

1 Listen and tick (✓) the materials you hear.

2 27 CD Listen again. Say 'yes' or 'no'.

1 The children go to a pet shop. No.
2 The mice are made of milk.
3 The teeth are made of sugar.
4 The snakes are made of paper.
5 The spiders are made of chocolate.
6 Dan's afraid of spiders.

3 Read and choose the right words.

1 The shopping centre is made **on** / **of** brick.
2 The mice **is** / **are** made of white chocolate.
3 The teeth **is** / **are** made of sugar.
4 The snake is made of **rubber** / **bone**.
5 The small black spiders are **made** / **make** of fur.
6 The spider on Dan's shoulder **is** / **isn't** real.

LOOK

The mice **are made of** chocolate.
The spider **isn't made of** fur.
What **are** they **made of**?

4 Ask and answer.

What's the school made of?

I think it's made of stone.



5 Listen and check.

Is your new schoolbag made of leather?

Yes, it is.

That's 'c'.

6 Read and match.

1 This is my favourite hat. I can wear it every day because it changes with the weather. When it's raining, it's got two pieces of plastic to cover my ears.

2 When it's cold, a special scarf which is made of fur comes out to cover my neck.

3 When it's sunny, I turn it inside out and I've got a sun hat which protects me from the sun. It's got some sunglasses made of special plastic to protect my eyes.

4 These are my favourite shoes. I wear them at the weekend. They are lots of different colours.

5 When I touch one of the colours, the shoes change to that colour. Look!

6 If I jump or drop the shoes on the floor, they bounce. The shoes can help me to jump very high; up to two metres! This is because they are made of a special rubber called 'bounce-a-lot'. I'm going to bounce to the park. Goodbye.

7 Read again and correct the sentences.

1 The hat changes every day.
2 When it's raining, it's got two pieces of plastic to cover his eyes.
3 The sunglasses are made of special rocks.
4 The shoes can help her swim.
5 If you drop the shoes, they dance.
6 The shoes are made of wood.

Reading 8 Read and think. What's the most important material? Why?

http://www.cambridge.org/elt/kidsbox/ezine

Kid's Box ezine! home | reports | games | world | email

What are things made of?

Materials can be manmade or natural. We make manmade materials in factories. We get natural materials from rocks in the ground, animals or plants. Here are some interesting things made of different materials.

Kid's Box reports

a

Most houses are made of bricks, stone or wood, but Edouard Arsenault used 12,000 glass bottles to build this house.

b

Gold and silver are precious metals. These shoes are made of gold and they weigh 680 grams.

c

This car is made of silver. You have to drive it very carefully!

d

e

Card and paper come from trees. Card is stronger than paper. This tower is made of thin card and the bridge is made of paper.

f

Most animals have fur, but sheep have wool. We use wool to make clothes. This dress is made of wool. It's got animal teeth and bones on it to make it beautiful.

g

Lots of things are made of plastic. Today we use plastic more than any other material in the world. We must recycle plastic. 'Recycle' means use it again in a different form. This chair is made of recycled plastic.

wood | gold | glass | card | paper | wool | metal | silver | plastic

9 Listen. Repeat the word and say what it is.

1 Silver.

Silver. That's the car.

10 Read again and answer.

1 Where do we make manmade materials?
2 How much do the gold shoes weigh?
3 How many glass bottles did Arsenault use to build his house?
4 Where does paper come from?
5 What has the dress got on it?
6 What does 'recycle' mean?

11 Read and choose the right words.

1 Paper and card are made from **wood** / **wool** / **metal**.
2 Gold comes from **animals** / **the ground** / **trees**.
3 Wood comes from the **ground** / **trees** / **flowers**.
4 Fur comes from **trees** / **sand** / **animals**.
5 Glass is made from **leaves** / **sand** / **wood**.
6 Wool comes from a **sheep** / **cow** / **bear**.

12 Listen and order. Check and sing.

a This table's made of wood,
And that skirt's made of grass. ☐

b From rocks, plants or animals,
Or from a factory. ☐

c This scarf is made of wool,
And I wear it when it's cold. ☐

d This chair is made of metal,
That bowl is made of glass. ☐

e Some things are made of plastic,
Which can be strong and hard. ☐

f This box is made of silver,
That watch is made of gold. ☐

g **Everything's material,**
Everything we see. 1

h Books are made of paper,
Their covers are made of card. ☐

13 Close your book. What can you remember from the song?

14 Play the game in pairs.

wood	metal	glass	plastic	paper
pencil				

15 Say it right

Words that are different,
But sound the same.
Listen and spell,
Then play the game.
'Wood' or 'would'?
That's what I said.

'Write' it 'right',
'Red' or 'read'?
'Hear' or 'here'?
And 'no' or 'know'?
It sounds like 'through',
But it's the past of 'throw'.



16 Listen and spell.

1 Through. He was walking through the park.

Through. That's T-H-R-O-U-G-H.

Speaking 17 Play the game. Choose words to make six sentences.

meet	~~knows~~	right	would	some	red	ate
sun	write	wood	read	sum	wait	sea
hour	bored	meat	pair	where	pear	hear
son	board	for	see	there	here	weight
their	four	nose	eight	our	wear	

My mum knows I like chocolate.

Knows. That's K-N-O-W-S.

Writing 18 Work with your friend. How many sentences can you write?

I like writing on the board.
Where are you going this weekend?

Joke Corne

What can we use to see through walls?

Glass windows!

DIGGORY BONES



DID YOU KNOW ... ?

It takes 450 years for plastic bottles to decompose if they are put under the ground.

1 Read and do.

a) Choose a heading for each paragraph.
- What do we use plastic for?
- Why do we need oil?
- What are some of the different plastics?
- What happens to plastic when we throw it away?

b) Now answer the questions.

a _____

Every day we throw a lot of plastic into our bins. This is a problem because plastic does not change. This means that it uses a lot of space if we don't reuse it or recycle it. Did you know that half of the rubbish on our beaches is made of plastic?

b _____

Making plastic also uses a lot of oil. We need to use oil for two things. First we use it as the basic material for plastic and second we use oil for energy to make the plastic. Because of this it is important to try to recycle different plastics. What do you recycle?

c _____

Celluloid was one of the first plastics. It is made from cotton (the material which jeans are made of) and two other materials. People use celluloid to make films.

Another important plastic is nylon which people use in lots of different kinds of clothes. The word nylon comes from the names of two cities, New York and London.

Today the plastic which we use most is called Polyethylene. We use it for bottles and boxes.

d _____

We use plastic for almost everything. Think about what is around you and what you use every day. How many plastic things can you think of?

2 Read again and choose a title.

a) Different plastics
b) Recycling plastic
c) About plastic

3 Listen and label the diagram.

building ~~bottles and boxes~~
farming house electrics
transport other

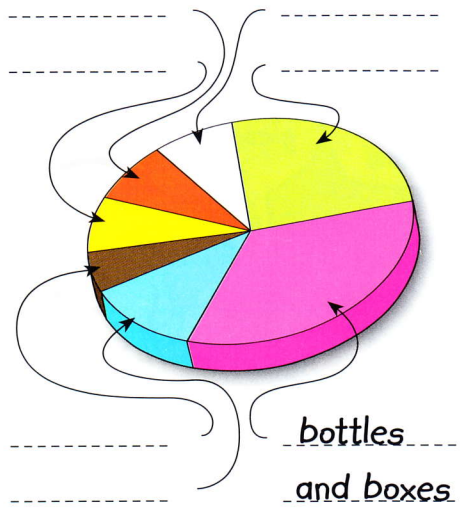

4 Read and match.



Recycling plastic

It's not easy to recycle plastic because there are hundreds of different types. How often do you drink from plastic bottles? Here are some of the things people do to recycle them.

1 First a special machine sorts the bottles so that all of the bottles made from the same materials are together.
2 Then another machine squashes the bottles.
3 Next another machine cuts the bottles into very small pieces.
4 Then they wash the pieces.
5 Next they put the plastic into bags, ready for recycling.
6 Finally they melt the plastic and use it to make lots of new things. Sometimes they use it to make new plastic bottles!





5 Talk in pairs. Tell the class.

Another thing we can do is reuse our plastic. How can you reuse some of your plastic things?

Project Reuse plastic.

You need:

- An empty CD box
- A photo
- Scissors and glue or sticking tape
- Things to decorate the frame with

How to use a CD box to make a photo frame:

1 Open your CD box and take out the paper and the plastic piece where the CD goes. **TIP:** Take the cover off the CD box and turn the base where the CD goes upside down. Then put the cover back on the base. The box will now stand up on it's own.

2 Cut the photo to the right size.

3 Decorate the front of your frame by gluing different objects onto it. You can use stamps, old toys, flowers or anything you want.

4 Put your photo inside the cover.

6 Senses

Show what you know! What sense words can you remember?

Listening 02 CD 1 **1** Listen and tick (✓) the sense words you hear.







2 03 CD 1 Listen again. Who said it?

1 What does it feel like? (Shari.)
2 It feels like fur.
3 It sounds like somebody falling downstairs.
4 What does this smell like, Shari?
5 It smells like Alvin's socks.
6 What does this taste like, Alvin?

3 Read and order the words.

1 a / lorry. / sounds / My / car / like
2 feels / like / His / jacket / fur.
3 does / taste / What / like? / that / soup
4 your / mother / look / Who / like? / does
5 bananas. / cake / That / smells / like
6 does / your / What / scarf / feel / like?

LOOK

What does it **look** / **feel** / **taste** / **smell** / **sound** like?
It **looks** / **feels** / **tastes** / **smells** / **sounds** like coffee.

4 Listen. What does it sound like?

It sounds like a car.

5 Play the game. What does it sound like?

- Think of five things which make different sounds.
- Write the words on five small pieces of paper.
- Give your pieces of paper to your teacher.
- Play the game with the class. Make the sounds and guess.
- Now play the game in groups.



6 Ask and answer. What does it look like?

What do you think number one looks like?

I think it looks like a cat's nose.

So do I.



7 Ask and answer. What does it feel like?

Reading 8 Read and think. What would you put on your pizza?

http://www.cambridge.org/elt/kidsbox/ezine

Kid's Box ezine! home reports games world email

Pizza We wanted to learn how to make pizza so we went to Luigi's Italian restaurant and spoke to Mario, the cook. Before we started, we washed our hands.

Kid's Box reports

a

First we made the base. The base is made of dough. We put some flour, yeast, salt and water into a bowl and mixed them well. Then we left the dough for an hour so it could grow.

b

Then we put tomato, cheese, salami sausage, and onion on top of the base. Then we added some black pepper and cooked it for 15 minutes.

c

When it was ready, we put the pizza onto a plate. Mario uses special plates in the restaurant. They're very big and they're made of wood.

d

You can eat pizza with your hands, but you need to cut it with a knife first. This one is round but pizzas can also be square.

e

We had the pizza with salad. We used a big spoon and fork to mix it. Here's a picture of our lovely meal. It looks good, but it tasted even better!

flour pizza salt pepper knife fork spoon plate

9 Listen. Repeat the word and find it in the text. 1 Salt. Salt.

10 Read and correct the sentences.

1 Before they started, they washed their feet.
2 They put some flour, yeast, salt and milk into a bowl.
3 They put some black chocolate on top of the pizza.
4 The plates are very big and they're made of glass.
5 Mario used a spoon to cut the pizza.
6 They mixed the salad with a knife and fork.

11 Listen and match. Check and sing.

My name's Mario,
I'm an Italian cook.
If you want to make a pizza,
Then listen to me and look. [e]

Take salt, yeast, flour and water,
Put them in a bowl.
Mix them all together,
And wait for it to grow. [ ]

When the base is bigger,
Throw it in the air.
Use your hands to turn it,
Don't get it in your hair. [ ]

Now you choose your topping,
Tomato, pepper and cheese.
You can choose anything,
Sausage, onion and meat. [ ]

Cook for 15 minutes,
Then put it on a plate.
Cut it with a knife and fork,
Hmm. Now that tastes great! [ ]

12 Listen and write the words.

1 plate

13 Read and complete. Write the recipe in your notebook.

Ingredients

For the pasta:  **To serve:**

- Put the onto the table.
- Make a hole in the centre of the . Break the into the hole.
- Mix the with a . Slowly mix the with the .
- When you've got a ball of dough, mix it with your hands.
- Roll the ball of dough to make it thin. Cut it into long thin pieces with a .
- Put some in hot water and cook the pasta for about ten minutes.
- Take the pasta out of the water and put it onto a big .
- Add some and . Mix it with a .
- Put some black on top.
- What does it taste like?

14 Say it right

/z/ Daisy loves limes, lemons, peas and plums.
And she enjoys music and playing the drums.
/s/ Lucy likes rice, salad, soup and sport.
She also likes Science and riding her horse.



15 Listen and repeat. Say 'Daisy' /z/ or 'Lucy' /s/.

1 Cars. Cars. That's Daisy.

Speaking 16 Plan a party. Ask and answer.

You and your friends are going to have a party.
Talk about it. Use these words to ask questions.

Where?
When?
How many people?
What time / start?
What time / finish?
What / eat?
What / drink?
What / need?

Where are we going to have the party?

We can have it in the playground.

Or we can have it in my garden.

OK.

Writing 17 Write about your plans for the party.

Plan for party
- garden
- Saturday
- 20

We're going to have the party in my garden ...

Joke Corne

What's red and looks like a shoe?

A red shoe!

DIGGORY BONES













DID YOU KNOW ... ?

Our eyes and brain can't always understand everything. How many legs has this elephant got?



1 Look and read. Answer the questions.

When we look at something, light travels from the object to our eye. The eye sends messages to the brain and the brain tries to understand the message. Because the brain can't understand everything, it tries to make things simpler or easier for us to understand. Some artists play games with this and create paintings and pictures which use 'optical illusions'. An optical illusion makes us believe we can see one thing when really we see something else.

Look at these paintings. Which one do you prefer?

Donald Rust painted this picture. It is called *Bison*. Bison are big animals, similar to cows. We can see there are some bison in a field, but when we study the picture more carefully we can find some more.

How many bison are there? Where are they?

This painting is by Salvador Dali and is called *Mae West*. At first sight it looks like a woman's face, but if we look more closely her face looks like a room with a red wall and a floor which is made of wood. Her hair looks like curtains.

What do her eyes, nose and mouth look like?

This is called *Human Condition*. It was painted by Rene Magritte. Look at it very carefully.

What can you see?

When we look at it the first time we think we are looking out of a window, but when we look at it more carefully we can see that there is a painting in front of the window.

What can you see in the painting?

2 Read again and choose a title.

a) Face painting b) Seeing is believing c) Looking out of the window

3 What can you see? Talk in pairs.

a) Julian Beaver drew this picture. He's next to it. How did he draw it? What can you see?

b) Can you **see an old woman or a young woman?**

c) Say the colour of these words quickly. Do you have any problems? Why?

red blue yellow purple green
yellow blue green red blue
purple green red yellow red
blue purple green red blue
yellow red blue purple red
green yellow purple blue

d) Look at this. **What can you see? Are the lines** straight?





e) Which two animals can you see? Which way are they looking?

Project Make an optical illusion.

You need:

- A pen
- Glue
- White cardboard
- Scissors
- String
- Coloured pencils
- A compass

How to make an optical illusion:

1. Draw two circles on the cardboard.
2. Cut the circles out. On one circle, draw and colour a piece of cheese. On the other, draw a mouse. Colour them in.
3. Glue the circles together and make two small holes in the cardboard; one at the top and one at the bottom.
4. Put some string through each hole and make circles with it.
5. Spin the disk quickly and watch the mouse and the cheese. They're in the same place.

Review Units 5 and 6

1 Read the text. Choose the right words and write them on the lines.

Kid's Blog

Hi all,
Here are a few lines to tell you about (1) _____ football team. We're (2) _____ the Cambridge Flyers. We (3) _____ indoor football at the weekends and we play against other teams from towns near ours. There (4) _____ seven of us in the team and we always change players (5) _____ only five can play at a time.

Last week we (6) _____ against the team from Oldcastle. They played really (7) _____ and they won 4–1. We (8) _____ the first goal but then they scored the next four. We're going to win our next game though.

That's all for now,
Lenny

1	our	we	us	5	why	when	because
2	called	name	call	6	play	played	playing
3	plays	playing	play	7	well	good	beautiful
4	is	am	are	8	marked	scored	do

2 13 CD3 Listen and tick (✓) the box.

1 When's David's birthday?



2 What's he going to do on Saturday?

3 What time's the party?

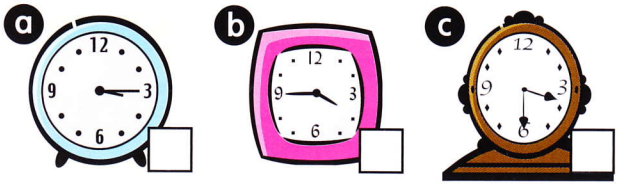

4 Where are they going to go?

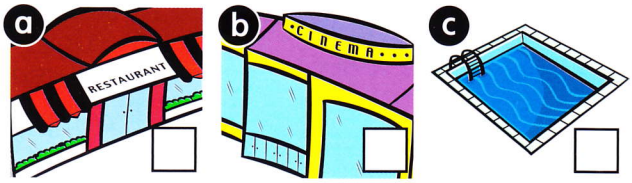

5 What was his favourite present last year?



6 What would he like to get this year?

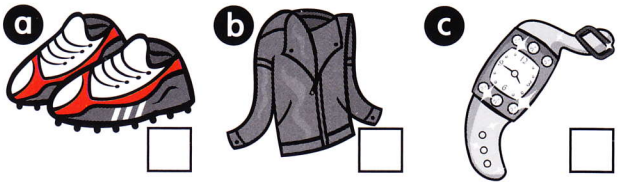

3 Play the game.

Collect the materials.

Instructions

- The winner is the first person to get seven things made of different materials.
- Roll the dice and move your counter. Say what you can see and what it's made of. If you're right, have another turn. If you're wrong, stop.
- If you stop on something made of a material which you've got, miss a turn.

7 Natural world

Show what you know! What nature words can you remember?

Listening 14 CD1

1 Listen and tick (✓) the nature words you hear.



2 15 CD1 Listen again. Say 'yes' or 'no'.

1 They've got five days to write their ezine project. No.
2 Dan thinks they should put some sun cream on.
3 A man's taking glass bottles and plastic bags out of the lake.
4 He has to do this every day.
5 People should put their rubbish in the bins.
6 The kids shouldn't tell their friends about the problem.

LOOK

People **should take** their rubbish with them.

They **shouldn't leave** it on the grass.

What **should** we **do** about this?

3 Read and match.

1	It's very hot	a	do to help?
2	When the sun is strong	b	our rubbish on the grass.
3	We shouldn't leave	c	rubbish into lakes or rivers.
4	We should always	d	clean up after a picnic in the countryside.
5	We shouldn't throw our	e	so we should put our hats on.
6	What should we	f	we should use sun cream.

4 Listen and complete. Check and sing.

go stop ~~drop~~ jump climb run clean walk put

You shouldn't drop your rubbish,
You should _____ it in a bin.
You shouldn't leave it on the ground,
You should _____ up everything.
Here comes the bear, here comes the bear!
It's coming for your tea!

Should I move or should I _____ ?
Should I _____ that tree?
I should do something now.
That bear / cow is after me.

You shouldn't _____ across the field,
You should _____ around.
You shouldn't go too near that cow,
It can push you to the ground.
You should _____ ...
You should _____ quickly!



5 Look and choose the right answer.

1

a) They shouldn't play near a busy road.
b) They should play carefully.

2

a) He should brush his teeth.
b) He should go to the dentist.

3

a) They should go home.
b) They should wait under a tree.

4

a) They should put their rubbish in the bin.
b) They shouldn't eat sandwiches outdoors.

5

a) They should walk quietly through the field.
b) They shouldn't go into the field.

6

a) She should wash her hands before she eats.
b) She should wash her hands after she eats.

6 Play the 'should' game.

I've got an exam tomorrow.

You should go to bed early.

You should study.

You should eat a healthy breakfast.

Reading 7 Read and think. What should you do to help?

http://www.cambridge.org/elt/kidsbox/ezine

Kid's Box ezine! home | reports | games | world | email

Nature watch There are about 1,000 endangered species of animals and birds, and even more species of insects in danger, like butterflies. We should protect them so that they do not become extinct.

Kid's Box reports

a

b

Two of the world's most famous endangered animals are also famous for their stripes. They are mountain zebras and Siberian tigers. They need big forests to live in, but these forests are smaller nowadays because men cut trees down for wood.

To help protect the tigers in Russia they made two National Parks. These also protect them from people who want to catch them for their beautiful striped fur.

c

This is the Banggai Cardinalfish which lives around the islands of Indonesia. It is easy to see because of the spots on its tail and its striped body. They are in danger because people collect them.

If you collect fish you should choose your fish very carefully.

d

Frogs are in danger all over the world. The frog in the picture is Lehmann's poison frog. It is found in Colombia. It has red, orange or yellow stripes.

People named 2008 the 'Year of the Frog'.

e

Butterflies are beautiful, flying insects. This butterfly is the purple spotted butterfly. It has white spots on its purple wings.

Every year millions of butterflies fly to a different place. Some die when cars hit them.

In 2007 the Taiwanese government closed a busy road to protect the purple spotted butterfly!

extinct | wings | spots | spotted | stripes | striped | butterfly | insect

8 Listen. Repeat the word and find it in the text. 1 Wings. Wings.

9 Read again and answer.

1 How many endangered species are there?
2 Which animal has red, orange or yellow stripes?
3 Which animal has a spotted tail?
4 Where does the Lehmann's poison frog live?
5 Which animal has got spots on its wings?
6 What did they do to protect butterflies in Taiwan?

10 Look at the pictures. Describe them to your friend.

The female is brown.

The male is more beautiful than the female.

Queen Alexandra's bird wing butterfly.


Male


Female

11 Listen. Write words or numbers.

Mary's project

Name of butterfly	1 Queen Alexandra's _____
Wings measure (Male)	2 _____ cm
Wings measure (Female)	3 _____ cm
Description (Female)	4 _____
Description (Male)	5 _____

12 Read and complete.

stripe ~~thousands~~ should garden birds butterflies trees extinct did play

There are a (1) thousands of endangered species in the world. Endangered means there is time to help them. They are not (2)_____. So, what should we do? We (3)_____ look after our world and ask everybody to help make it a cleaner place for animals and insects to live in. We should make rivers, seas, lakes and the air much cleaner than they are now … and you can help too!

You can:

- help clean and protect the habitat in your (4)_____, near your house, or on your school ground.
- build homes for (5)_____.
- plant trees and flowers where insects like (6)_____ can live.
- help projects to plant riverbanks with plants which make the ground stronger and give animals habitat.

13 Look at the pictures. Talk about what you should do.

I think we should recycle all bottles.

Yes, I agree.

14 Say it right

/ə/ in 'and'

Teeth and fur.	Spots and stripes.	Bats and birds.	Black and white.
Cats and dogs.	Fish and frogs.	Wings and tails.	Sharks and whales.

15 Listen. Do they say 'and'? Say 'yes' or 'no'.

1 Can I have some fish and chips, please? — Yes.

Speaking 16 Ask and answer.

Questionnaire: What should you do?

1 You see someone throwing paper onto the floor. What should you do?
a) Tell them they dropped it. b) Do nothing. c) Pick it up and recycle it.

2 You see a man making a fire in a field.
a) Do nothing. b) Telephone the fire service. c) Tell an adult.

3 You're going to go shopping at the supermarket.
a) Take some old plastic bags. b) Use lots of plastic bags from the supermarket.
c) Buy lots of sweets.

4 You find some money in the street.
a) Put it in your bag. b) Take it to the police station. c) Do nothing.

5 You see a strange bag on a bus.
a) Tell the bus driver. b) Do nothing. c) Pick it up.

6 You see a man climbing through the window of the house next door.
a) Do nothing. b) Call the police. c) Stop and talk to him.

Writing 17 Write your questionnaire.

- Work in pairs and write another questionnaire.
- Think of six problems.
- Think of three possible solutions to each problem.
- Write them out like the ones above.
- Now you can ask you friends the questions.

Joke Corne

What do you call a tiger with no stripes?

A lion!

DIGGORY BONES











DID YOU KNOW ... ?

Some scientists think that in the last 600 years more than 44,000 different insects have become extinct.

1 Read and answer.

1. Give three reasons why animals become extinct.
2. When did the last dinosaurs die?
3. Why did big animals become extinct?
4. What did the asteroid do?
5. What happened to the weather?

2 Read again and find words that mean:

1. a family of animals
2. when an animal family dies
3. a big rock from space
4. when the earth moves
5. the opposite of die

3 Make a mind map.

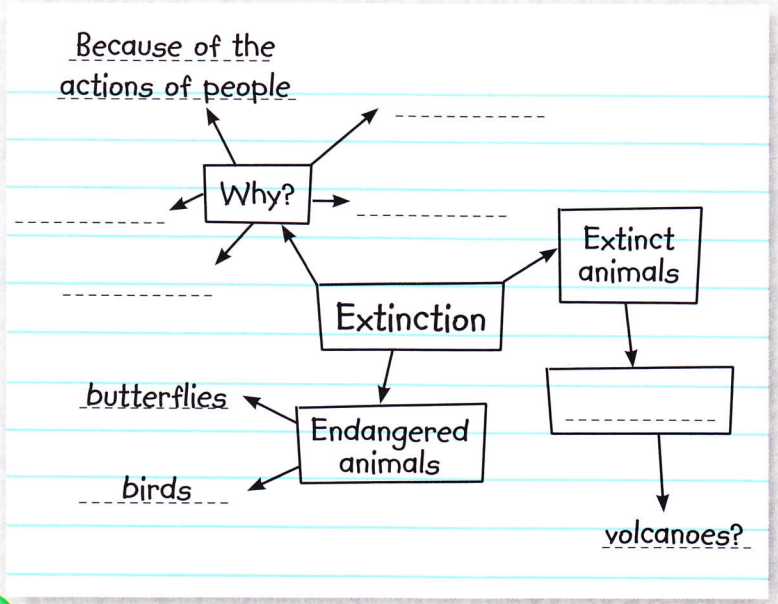

Extinction

Animals can become extinct when all of their species or family die. When an animal family is in danger of extinction we call it an endangered species.

A species can become extinct because of many different things:

- more animals eat it
- sudden changes in the weather
- natural disasters
- new diseases
- the actions of people

The most famous extinct animals are the dinosaurs which died out more than 65 million years ago. People have different ideas about why the dinosaurs became extinct.

Before they became extinct there was a lot of plate movement. This means that there were volcanic eruptions, earthquakes and tsunamis, and changes in the sea level. The earth also got colder. These things killed a lot of dinosaurs, but something else happened which killed all animals over 25 kg and a lot of smaller plants and animals.

The most popular idea is that an asteroid, a very big rock from space, hit the earth and made a big hole. It also started a lot of fires, earthquakes, tsunamis and storms. The weather became colder so a lot of plants died. Bigger animals didn't have anything to eat so they couldn't live.

4 Read and match.

We know about dinosaurs because of fossils. Fossils are made from old bones or parts of animals or plants which change into rocks over a very long time. The most important fossils are from parts of the body or from footprints.

Fossils include:

Bones: These fossils are the most important when we want to learn about dinosaurs. Archaeologists found the first dinosaur bone in 1818 and they find more and more every day.

Teeth: These tell us about what things different dinosaurs ate.

Eggs: Archaeologists found the first fossilised dinosaur eggs in France in 1869.

Skin: Some dinosaurs had hard thick skin, like crocodiles.

Footprints: Dinosaur footprints were normally made in sand. They are important because they tell us about different things, including:

- how big and how fast a dinosaur was
- if the dinosaur walked on two or four legs
- the bones in the dinosaur's foot.

5 Find out more.

Are there any dinosaur fossils in your country? See what you can find out.

Project Make a fossil print.

You need:

- 2 cups of flour
- ½ cup salt
- ¾ cup water
- A bowl
- Things to make fossils of (leaves, shells, rocks, cooked and washed chicken leg bones)

How to make **your fossil print:**

1 Measure and mix together the flour, salt and water to make a salt dough.

2 Knead the dough for five minutes and make it into balls with your hands.

3 Press your objects into the balls of dough. Make one print in each circle.

4 Put your fossils in a place where they can dry and go hard.

8 World of sport

Show what you know! What sports can you remember?

Listening 24 CD3

1 Listen and tick (✓) the sports you hear.





2 25 CD3 Listen again. Complete the sentences.

1 Today's the _____ prize day.
2 Good luck in the race, _____.
3 He's _____ over the sand.
4 He hasn't climbed over the _____.
5 He's lost the _____.
6 He's stopped to help a _____.

3 Read and choose the right words.

1 **We're** / **We've** going to give the prize to the winners of the ezine competition.
2 I've **ever** / **never** won any prizes!
3 **You've** / **You haven't** nearly finished!
4 He's **cross** / **crossed** the water.
5 He **haven't** / **hasn't** lost.
6 We've **doing** / **done** it!

We'**ve done** it.
He **hasn't lost**.
Have you ever **won** a prize?

4 Choose words to talk about the pictures.

wash jump paint cook walk ~~start~~

1 a They're going to start. b They're starting. c They've started.

2 a b c

3 a b c

4 a b c

5 a b c

6 a b c

5 Listen and answer the questions.

1 What's she done?
2 What have they done?
3 What's he done?
4 What's Michael done?
5 What have they done?
6 What's Robert done?

6 Read and order the words.

1 this / afternoon. / visited / He's / his / grandmother
2 you / Have / ever / basketball? / played
3 never / ice skating / before. / been / She's
4 He / his / hasn't / done / homework.
5 won / first / We've / prize!
6 answered / the / Have / they / question?

Reading 7 Read and think. What time of year do people do your favourite sport?

http://www.cambridge.org/elt/kidsbox/ezine

Kid's Box ezine! home reports games world email

Sports for all seasons

When we do some sports we need the right weather.

Kid's Box reports

a

Athletics is a sport which we usually do outside. It's difficult to do in the cold and rain so, at school, we do athletics in the summer.

b

Lots of adults play golf in the summer, but they can play it in the winter too!

c

d

e

We can only do some sports in the winter because we need snow and ice. A lot of people enjoy skiing in their winter holidays. Today a lot of young people like snowboarding too. Sledging is also very good fun in winter. You can sledge down a hill.

f



There are other sports which you can play in any season. In England and most of Europe the football season starts in the autumn, when the summer finishes. People play it in the autumn, winter and spring. Football is also played in the summer when the World Cup and other special tournaments are on.

The dates for the seasons are different in different parts of the world. In Europe, North America and Asia spring is from March to June, but in Australia, Africa, India and South America it is from about September to December.

golf athletics snowboarding skiing sledging hill spring summer autumn winter

8 27 Listen. Repeat the word and say the letter.

1 Skiing.

Skiing. That's 'c'.

9 Read and correct the sentences.

1 At school they do athletics in the autumn.
2 Adults always play golf in the winter.
3 To do winter sports we need fog and rain.
4 People go sledging in the summer.
5 The football World Cup is usually in the autumn.
6 Spring comes between autumn and winter.

10 Listen and write the words.

1 golf

11 Listen and order. Check and sing.

a Some like playing football,
Some like watching it. ☐

b We've skated in the park,
We've made a ball to throw. ☐

c We've played golf with grandma,
We've raced against the clock. ☐

d We've skied down a mountain,
We've climbed up a rock, ☐

e **We love sport, swimming, sailing, running!**
We love sport,
We love to do it all. 1

f It's good to move your body,
DON'T JUST SIT! ☐

g We've played badminton and tennis,
We've sledged in the snow, ☐

12 Read and complete. Answer the questions.

sledging skiing ~~mountains~~ hill snowboarding snowball

This morning Jane is coming home from her holiday in the (1) mountains with her family. She's had a great time. During the week her mother and father went (2)_____ every morning, but Jane and her older brother Frank went (3)_____. After lunch Jane and her brothers played in the snow. They tried to play volleyball with a big (4)_____, but it was very difficult because the snow was too soft. On the last day they all went (5)_____ together. Jane's parents and brothers kept falling and rolling down the (6)_____, but Jane was quite good at it. She wants to go to the mountains again next year.

1 Where did Jane go on holiday?
2 Who did she go with?
3 What did her parents do every morning?
4 Which of Jane's brothers went sledging with her?
5 What did they try to play volleyball with?
6 What did they all do on the last day of their holiday?

13 Say it right

/ɪd/ /ɪd/ /ɪd/ /ɪd/
Wait**ed**, skat**ed**, shout**ed**, paint**ed**.

/ɪd/ /ɪd/ /ɪd/ /ɪd/
Want**ed**, plant**ed**, need**ed**, start**ed**.

/d/ /d/ /d/ /d/
Call**ed**, us**ed**, turn**ed**, show**ed**.

/d/ /d/ /d/ /d/
Open**ed**, close**d**, clean**ed**, phone**d**.

14 Listen and repeat. Can you hear /ɪd/? Say 'yes' or 'no'.

1 Learned. Learned. No.

Speaking 15 Find someone who …

Have you ever been skiing? No, I haven't.

Have you ever played golf? Yes, I have.

Questionnaire

	Names	
Find someone who …		
has been skiing.	Peter	Sally
has played golf.		
has won a prize.		
has climbed a mountain.		
has made a snowman.		
has played volleyball.		

Writing 16 Write a report about your class.

I spoke to ten people in my class
about things they have done.
Three of them have been skiing …

Joke Corne

Knock, knock!

Who's there?

Adolf!

Adolf who?

Adolf ball hit me in the mouth!

DIGGORY BONES

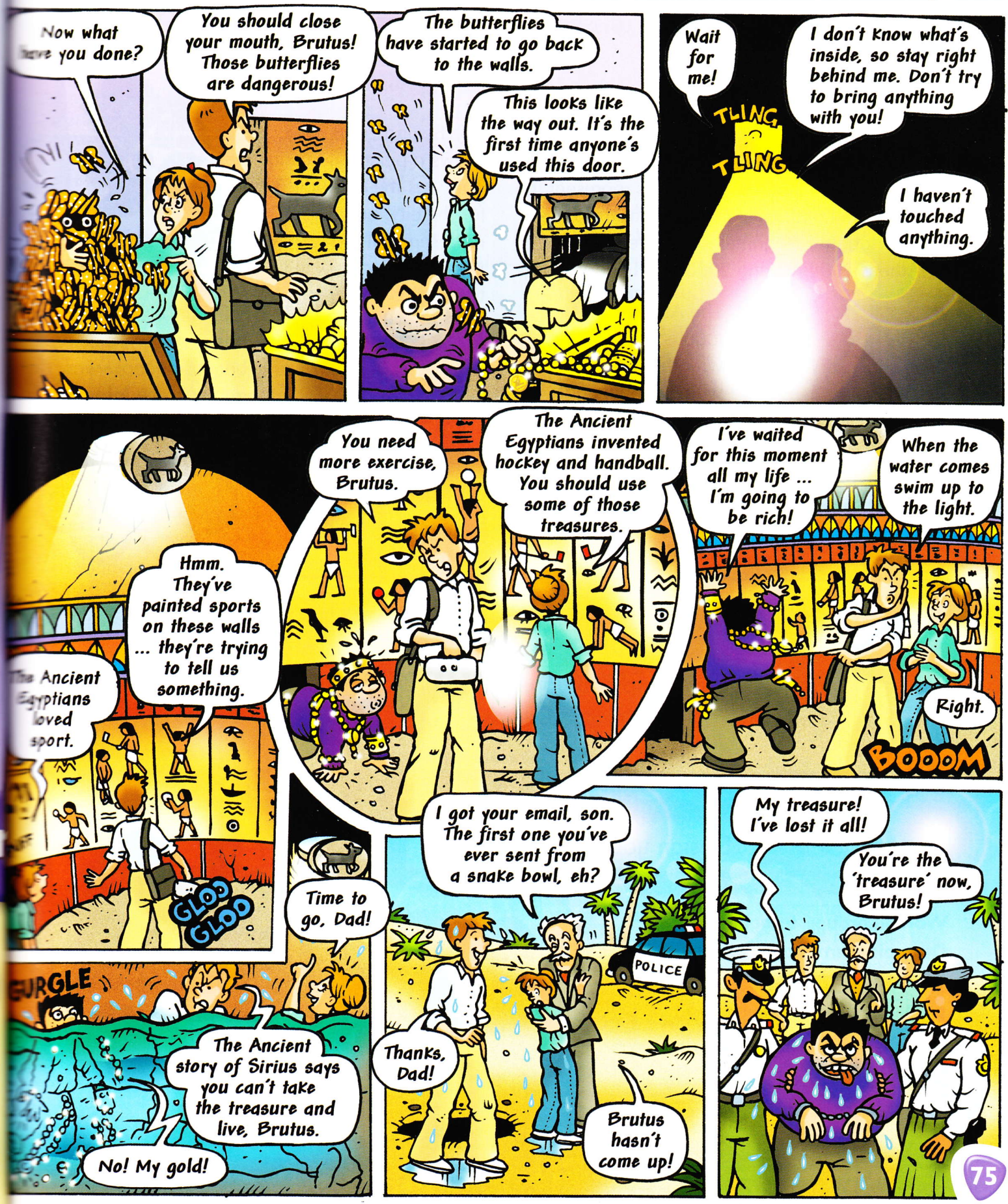

DID YOU KNOW ... ?

The Olympic Games happen every four years. 204 different countries competed in the 2008 Olympics. There were 302 different events.

1 Read and match.

Can you see the picture with five different coloured circles? This is called a logo. It is for the Olympic Games. The circles represent the five different continents. Each country also has another logo for its games. Here are the logos for Athens 2004, Beijing 2008 and London 2012.

a

The Athens 2004 logo is a wreath. A wreath is the prize which winners got in the first Olympic Games in Greece many years ago. It is made of leaves from an olive tree.

The Beijing 2008 logo shows a person dancing. This was the old logo for the city, but it also represents all the sports people who compete in the games do.

b

c

The picture for London plays with the numbers 2012. It is a modern picture, because people want the games to be for young people. Do you like it?

d



2 Ask and answer.

1 What's a logo?
2 How many circles are there in the Olympic logo?
3 What's the logo for Athens? Why?
4 What's the person doing in the Beijing logo?
5 Which city uses numbers in its logo?
6 Which is your favourite logo? Why?

Project 1 Design your Olympic logo.

Work in groups. Imagine the next Olympic Games are going to be in your city.

1 Think of a design for a logo.
2 Make a poster to show your design.
3 Show the class. Decide on the best logo.

3 Read and answer.

1 How big must the Olympic medals be?
2 How much silver is there in the gold and silver medals?
3 Who is on the front of the Olympic medals?
4 Who decides what goes on the back of the medals?
5 What was on the back of the medals for the Beijing games in 2008?
6 What colour is jade?

How are the Olympic medals made?

Each Olympic medal must be at least 68 mm across and 3 mm thick. The gold and silver medals must be at least 92.5% silver. There are six grams of 24-carat gold covering each gold medal. The bronze medals contain a mixture of different metals including a little silver.

The front of the medal

Since 1928, the front of every medal has had a picture of Nike, the Greek goddess of winning, on it.

For the 2004 games in Athens a new front was designed. It had the Greek Stadium and a new picture of Nike flying into the stadium to give the winners their prize.

The back of the medal

The back of every medal is different for each Olympic Games and is designed by the city where the games are. The medal for the Beijing 2008 Olympic Games had a circle of a green precious stone called jade. Jade is important in China because it means something is beautiful and excellent. The top of the medal looks like a dragon which shows somebody is strong.

Project 2 Design an Olympic medal for your Olympics.

You need:

- A piece of card
- A compass
- A ruler
- A pencil and pens
- Glue
- Scissors
- String or ribbon

How to make your medal:

1 Draw two circles on a piece of card. Use a compass to make them exactly 68 mm.
2 Cut out the circles.
3 Draw the goddess Nike on one circle. This is the front of the medal. Then draw your own design for the back of the medal on the other circle.
4 Glue the circles together and use the compass to make a hole at the top.
5 Put string or ribbon through the hole to finish your medal and show it to the class.

Review Units 7 and 8

1 Look at the picture. Talk about it in pairs.

It's a sunny day.

They're outside a restaurant.

Daisy

Sally

Vicky

Fred



John

Paul

Jack

2 Listen and draw lines. There is one example.

3 Read the story. Choose a word from the box. Write the correct word next to numbers 1–5. There is one example.

~~kicked~~	sandwiches	
water	quiet	
have	shouldn't	
are	can	clothes
sand	dangerous	

Sam and I went to the beach last weekend. We took a picnic and a ball. We were playing football on the beach when I ____kicked____ the ball into the sea! It was soon far out in the (1)_____!

'Can you swim?' Sam asked.

'No, I've never learned to swim!' I answered. 'Can you swim?'

'Yes.' said Sam and he started swimming.

The waves were very big.

Sam's dad started shouting at him, '(2)_____ you seen the flag? You shouldn't swim when there is a red flag!'

Sam's dad swam towards him and pulled him back to the beach.

'Sorry, Dad' Sam said. 'The sea was (3)_____!'

'Err. Shall we have our picnic, now?' I said.

We went to get our picnic but it wasn't there.

'You (4)_____ leave food on the beach!' Sam's dad said. 'The birds always eat it. Look!'

It was true. We saw lots of big white birds eating our (5)_____.

Now choose the best name for the story.

Tick (✓) one box.

- A day at the beach ☐
- The dangerous birds ☐
- A lovely swim ☐

4 Play the game.

What's the question?

Instructions

- Play in pairs. One player is red and the other is blue. In turns, go round the board. Read the answer and ask the question. If your question is right, score three points, if it's wrong, lose one point. Make a note of the points in your notebook.