


Name: .....


Part 1. Write the missing letters and colour.

1




g \_ \_ en

2




b \_ \_ \_

3




p \_ \_ \_

4



p \_ r \_ le

5



o \_ an \_ \_

Part 2. Look at the pictures. Write the words.

1



\_\_\_\_\_

t e j c a k

2



\_\_\_\_\_

a d h n

3



\_\_\_\_\_

t i a n r

4



\_\_\_\_\_

l a p e p

5




\_\_\_\_\_

n p i e c l

Name: .....

### Part 3. Listen and colour.



### Part 4. Read and complete the sentences. There is one extra word.

I've got   spell   May I   please   Thank you   hand up


- 1 ..... come in, please?
- 2 Can I have a pencil, ..... ?
- 3 Can you ..... 'black'?
- 4 I put my .....
- 5 ..... a pencil, a pen and a ruler.

Name: .....

### Part 1. Read and write the number.



.....



.....



.....



.....



.....

### Part 2.

A  Listen and complete the sentences.


- 1 There's one ..... on the desk.
- 2 There are ..... in the bookcase.
- 3 There's one big eraser ..... .

B Now listen and write the words.

- 4 .....
- 5 .....

Name: .....

Part 3. Look at the picture. Write the answers.



- 1 How many fish are there? .....
- 2 How many pencils are there? .....
- 3 How many bags are there? .....
- 4 How many tables are there? .....
- 5 How many books are there? .....

Part 4. Write the words that do not have the /I/ sound.

hat kitchen hot fish bag insect big apple pen pink

- 1 .....
- 2 .....
- 3 .....
- 4 .....
- 5 .....

Name: .....

### Part 1. Look and match. Write the letter.


1 lorry

2 robot

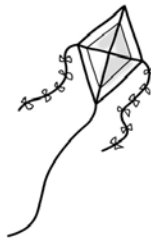


3 kite

4 watch

5 camera



### Part 2. Listen and draw lines.



Nick



Sam



Ann



Jill



Stella

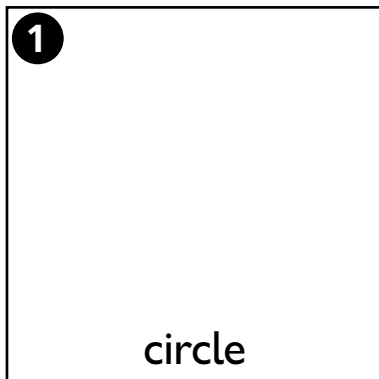
Name: .....

### Part 3. Read and answer the questions.

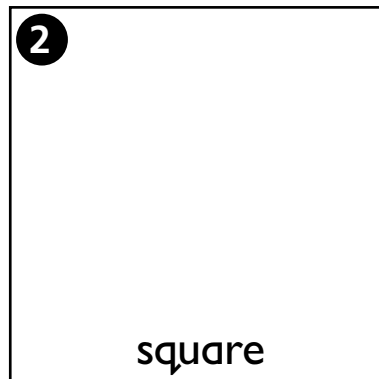
Suzy's got a red plane and a pink ball. Simon's got a blue robot and a white car. The robot is his favourite toy. Meera's got a black camera. Alex has got a computer game and a black car.

- ① What colour is Suzy's ball? .....
- ② What is Simon's favourite toy? .....
- ③ Whose is the camera? .....
- ④ Whose is the computer game? .....
- ⑤ Whose is the black car? .....

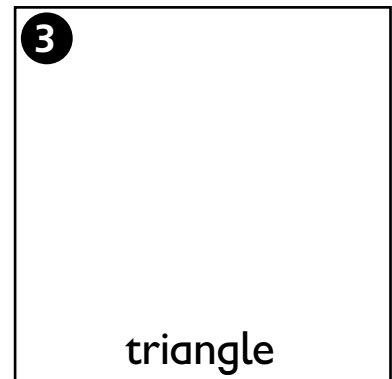
### Part 4. Read and draw. Complete the sentences.



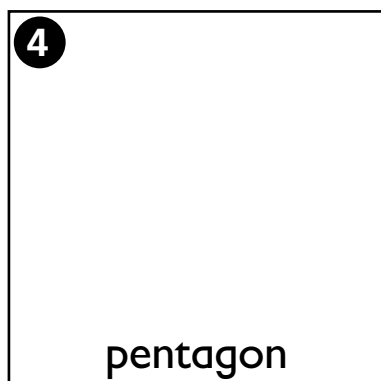
Circles have got  
..... side.



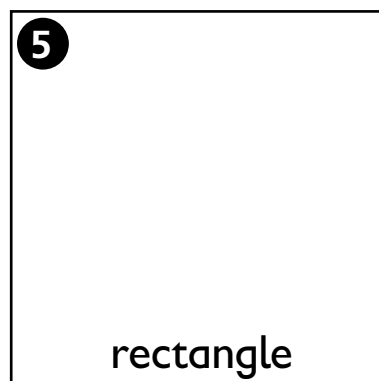
Squares have got  
..... sides.



Triangles have got  
..... sides.




Pentagons have got  
..... sides.



Rectangles have got  
..... sides.

Name: .....

### Part 1. Listen and draw lines.



### Part 2. Read and circle *Yes* or *No*.

Simon is sitting next to Suzy on the sofa in the living room. There are two red and two blues shoes on the floor. Simon says, "Are those red shoes yours Suzy?" Suzy says, "No, they're not mine, they're Stella's." Simon says, "The blue shoes are mine."

- |                                                 |     |    |
|-------------------------------------------------|-----|----|
| ① There are three children sitting on the sofa. | Yes | No |
| ② The children are in the dining room.          | Yes | No |
| ③ There are four shoes on the floor.            | Yes | No |
| ④ The red shoes are Suzy's.                     | Yes | No |
| ⑤ The blue shoes are Simon's.                   | Yes | No |



Name: .....

### Part 3. Circle five words with the /e/ sound.

ten bed lamp leg bathroom seven elephant

### Part 4. Read and look at the pictures. Tick (✓) the box.

1 This is a bed.

a


☐

b


☐

c


☐

2 This is a bath.

a


☐

b


☐

c


☐

3 This is a lamp.

a


☐

b


☐

c


☐

4 This is an elephant.

a


☐

b


☐

c


☐

5 This is an armchair.

a


☐

b


☐

c


☐



Name: .....

Part 1. Read and match. Write the letters.  
There is one extra letter.

1 I'm riding

a their shoes.

2 She's sleeping

b a ball.

3 They're cleaning

c her kite.

4 We're throwing

d in her bed.

5 She's flying

e a song.

f my bike.

Part 2. Look at the pictures. Answer the questions.



Simon



Suzy



Alex



Mrs Star



Lenny

1 What's Simon doing? .....

2 What's Suzy doing? .....

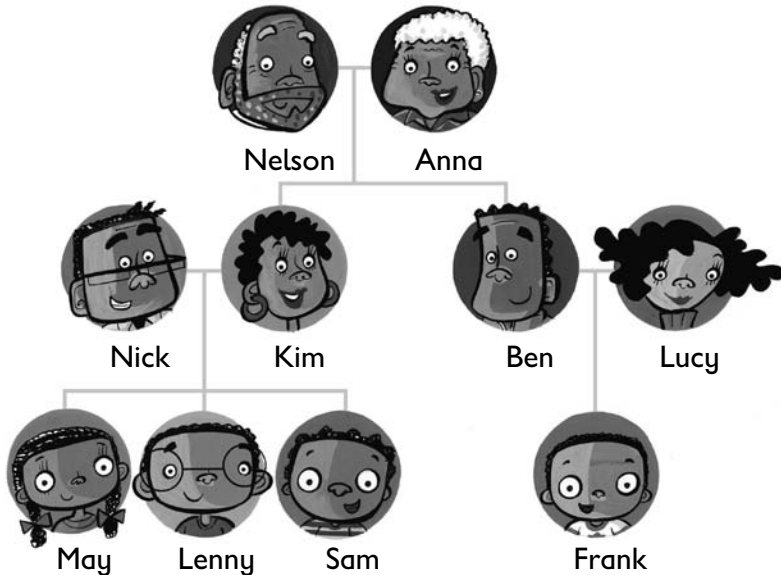
3 What's Alex doing? .....

4 What's Mrs Star doing? .....

5 What's Lenny doing? .....

Name: .....

Part 3.  Listen and look at the picture.  
Write the names.



- 1 .....
- 2 .....
- 3 .....
- 4 .....
- 5 .....

Part 4. Look at the pictures and complete the sentences.




I .....  
the .....



I .....  
the .....



I ..... in  
the .....






I .....  
the .....



I ..... the  
..... out .

Name: .....

Part 1. Look at the pictures. Write the words.



Part 2. Read and order the dialogue. Write the numbers.






- a Apple juice, please.
- b Thank you.
- c Water, apple juice or milk?
- d Can I have a drink, please?
- e Here you are.


Name: .....

### Part 3. Listen and circle *Yes* or *No*.




- |                                               |     |    |
|-----------------------------------------------|-----|----|
| ① Mary is having lunch in her house.          | Yes | No |
| ② Mary is eating with her friends.            | Yes | No |
| ③ Mary is having chicken and chips.           | Yes | No |
| ④ Mary's favourite lunch is chicken and rice. | Yes | No |
| ⑤ Mary's favourite fruit is pears.            | Yes | No |

### Part 4. Look at the pictures. Write the words.

- |                                                                                       |       |               |
|---------------------------------------------------------------------------------------|-------|---------------|
| ①  | ----- | g u b s r e r |
| ②  | ----- | a r c r t s o |
| ③  | ----- | s m e l n o   |
| ④  | ----- | a m t e       |
| ⑤  | ----- | o e n r g a   |
|                                                                                       | ----- | c u j e i     |







Name: .....

Part 1. Look at the pictures. Write the words.



Part 2. Read and write the animal in the correct place.

This is the Park Zoo. The crocodiles are under the fish. The fish are next to the snakes. The blue animals under the snakes are birds. The birds are between the crocodiles and the monkeys. The giraffes are next to the monkeys. The snakes are between the tigers and the fish.



Name: .....

### Part 3. Listen and complete the sentences. Write the animals.

- 1 These are birds. We can get ..... from them. They're brown or white. Animal = .....
- 2 They're long and haven't got ..... . They can be green or brown. Animal = .....
- 3 They can swim and ..... . They've got big feet, long legs and no ears. They are green. Animal = .....
- 4 These farm animals are big. They're black and white. We can get ..... from them. Animal = .....
- 5 They're big. You can ..... these animals. They've got four legs. Animal = .....

### Part 4. Read and complete the sentences. There is one extra word.

don't   Let's   do   love   So   fish

- 1 Simon: I ..... ducks.      3 Simon: I like spiders.  
Stella: ..... do I.      Stella: I .....
- 2 Simon: I like cows.      4 Simon: ..... put this  
Stella: So ..... I.      toy goat here.  
Stella: Yes!

Name: .....


Part 1. Look and read. Tick if true (✓) or cross (X) if not true.



This is a café.



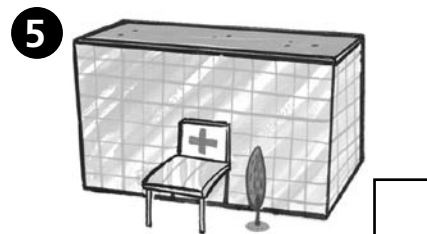
This is a shop.



This is a park.



This is a street.



This is a hospital.


Part 2. Read and write the names.

You're Alex. You're sitting in front of Will.

You're Sara. You're sitting between Alex and Peter.

You're Monica. You're sitting behind Peter.

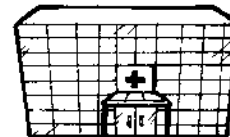

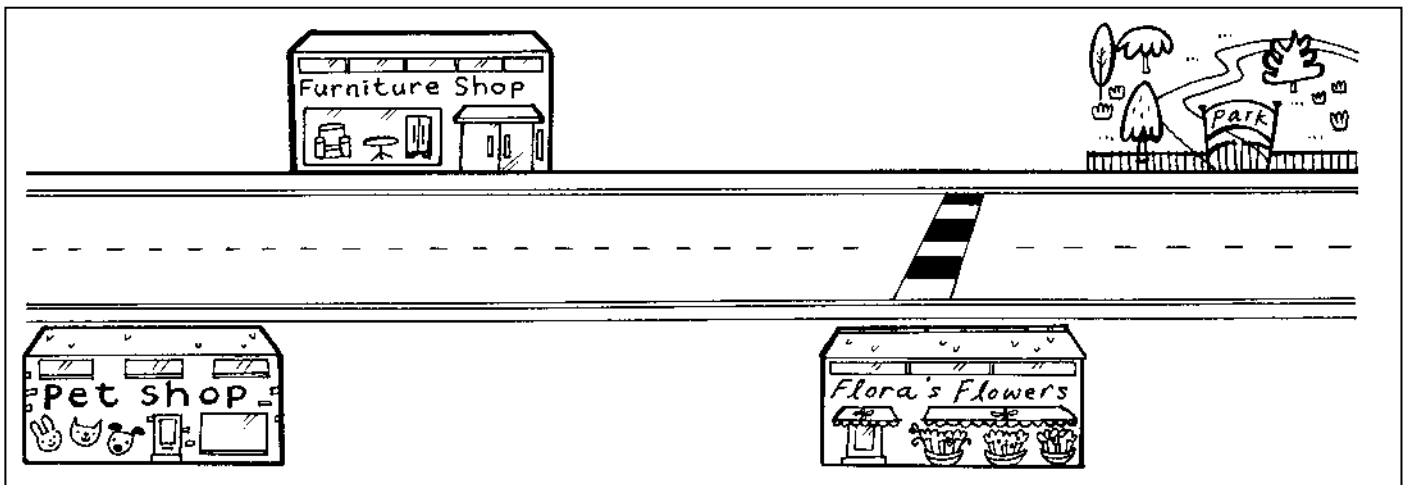

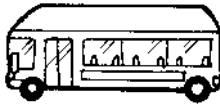
You're Sandra. You're sitting between Will and Monica.





Name: .....

### Part 3. Listen and draw lines.



### Part 4. Read and complete the questions.

Where are    Who's    How many    What colour    Where's

- ① ..... cars are there?
- ② ..... is the bus?
- ③ ..... the children?
- ④ ..... the doll with the bag?
- ⑤ ..... next to Mummy?



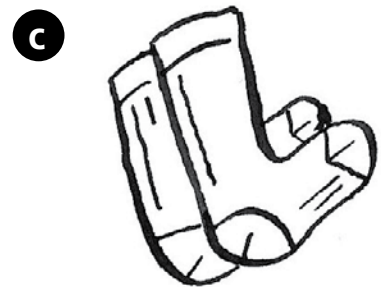
Name: .....

Part 1. Look at the pictures. Draw lines to complete the words. Match to the pictures.

- |        |      |
|--------|------|
| 1 glas | sers |
| 2 sh   | ess  |
| 3 hand | irt  |
| 4 trou | bag  |
| 5 dr   | ses  |



Part 2.  Listen and colour. There is one extra picture.



Name: .....

Part 3. Read and match. Write the letters.  
There is one extra letter.

- |            |                      |                     |
|------------|----------------------|---------------------|
| 1 Have you | <input type="text"/> | a hasn't.           |
| 2 No, I    | <input type="text"/> | b have.             |
| 3 Yes, she | <input type="text"/> | c got a car?        |
| 4 No, he   | <input type="text"/> | d haven't.          |
| 5 Yes, I   | <input type="text"/> | e a lot of friends? |
|            |                      | f has.              |

Part 4. Write the clothes words in the correct box.

jumper boots shorts sandals scarf

**Winter**

---

---

---

---

**Summer**

---



---

---

---

Name: .....

Part 1. Look at the pictures. Write the words.






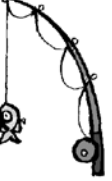


Part 2. Read the text. Circle *Yes* or *No*.

I'm William. I'm eight years old. I like singing and playing the piano. I don't like playing basketball. I love swimming and riding a horse. My favourite hobby is reading.






- |                                                  |     |    |
|--------------------------------------------------|-----|----|
| <b>1</b> William likes singing.                  | Yes | No |
| <b>2</b> William doesn't like playing the piano. | Yes | No |
| <b>3</b> William likes playing basketball.       | Yes | No |
| <b>4</b> William loves riding a horse.           | Yes | No |
| <b>5</b> William doesn't like reading.           | Yes | No |

Name: .....

Part 3.  Listen and tick (✓) if true or cross (X) if not true.

					
1 Tom					
2 Mary					
3 Rob					
4 Ann					
5 Bill					

Part 4. Look at the pictures and complete the sentences.

- 1  I'm .....
- 2  I'm .....
- 3  I'm .....
- 4  I'm .....
- 5  I'm .....

Name: .....

Part 1. Read and look at the words. Write the words. There are six extra words.

orange juice	sausage	orange	burger	carrot	banana
lemon	cake	cereal	lemonade	pasta	

- ① This is a yellow drink. ....
- ② This is a yellow fruit. It is long. ....
- ③ You eat this at a birthday party. It can have chocolate.  
.....
- ④ This is meat. It is long. ....
- ⑤ You eat this at breakfast with milk. ....


Part 2. Write the words in the text. There is one extra word.

### Alex's Birthday Party

This is Alex's birthday party.  
Ann is having burgers and  
(1) ..... Ben is  
drinking (2) ..... Jack  
doesn't like fruit. He doesn't  
eat (3) ..... Alex's  
got a new (4) ..... for  
his birthday and is eating a lot  
of (5) ..... He loves  
them!



sweets



camera



orange juice



apples



pencils



fries

Name: .....

### Part 3. Listen and complete.

- 1 Hi Jill! What ..... you like to ..... ?  
I'd like a pear, .....
- 2 Nick! Smile at ..... ! I'm ..... a photo  
of you.



### Part 4. Read and order the dialogue. Write the numbers.

- a Yes, here you are and here is the sausage.
- b Oh sorry. Can I have some water, please?
- c Can I have a sausage, please?
- d Thank you.
- e One moment, please. I'm cooking the sausages.




Name: .....

### Part 1. Listen and tick (✓) the box.

1 What is Nick doing?



a ☐



b ☐



c ☐


2 Where is Ben's truck?



a ☐



b ☐



c ☐

3 What is Sandra's favourite drink?



a ☐



b ☐



c ☐


4 Where is Mum?



a ☐



b ☐



c ☐

5 Where does James want to go on holiday?



a ☐



b ☐



c ☐

Name: .....

Part 2.  Listen and spell. Write the names.

- 1 .....
- 2 .....
- 3 .....
- 4 .....
- 5 .....


Part 3. Read and complete the sentences.  
There are two extra options.

cooking, Dad   the sun   the kitchen   in my bed  
a watermelon   of you   is mine

- 1 I'm sleeping .....
- 2 We're cleaning .....
- 3 What are you .....?
- 4 That bag .....
- 5 Can I take a photo .....?

Name: .....

### Part 4. Look and read. Write *Yes* or *No*.



- 1 There are two children on the beach. ....
- 2 The woman is playing with the children ....
- 3 There are birds flying in the sky. ....
- 4 The man is swimming in the sea. ....
- 5 There is a ball on a boat. ....

20 marks per evaluation. 5 marks per part

### Unit 1 Evaluation

#### Part 1

- 1 green
- 2 blue
- 3 pink
- 4 purple
- 5 orange

#### Part 2

- 1 jacket
- 2 hand
- 3 train
- 4 apple
- 5 pencil

#### Part 3

- 1 pen = red
- 2 table = brown
- 3 door = black
- 4 bag = yellow
- 5 eraser = grey

#### Part 4

- 1 May I
- 2 please
- 3 spell
- 4 hand up
- 5 I've got

### Unit 2 Evaluation

#### Part 1

- 1 eleven
- 2 eighteen
- 3 sixteen
- 4 twelve
- 5 thirteen

#### Part 2

- A**
- 1 long ruler
  - 2 nine books
  - 3 under the chair

#### B

- 4 teachers
- 5 board

#### Part 3

- 1 There are fourteen.
- 2 There are two.
- 3 There are ten.
- 4 There are three.
- 5 There are fifteen.

#### Part 4

- 1 hat
- 2 hot
- 3 bag
- 4 apple
- 5 pen

### Unit 3 Evaluation

#### Part 1

- 1 e
- 2 d
- 3 b
- 4 a
- 5 c

#### Part 2

- 1 Sam and boat
- 2 Nick and car
- 3 Jill and doll
- 4 Stella and bike
- 5 Ann and train

#### Part 3

- 1 It's pink.
- 2 It's a/the (blue) robot.
- 3 It's Meera's.
- 4 It's Alex's.
- 5 It's Alex's.

#### Part 4

- 1 Drawing of a circle – 1 side
- 2 Drawing of a square – 4 sides
- 3 Drawing of a triangle – 3 sides
- 4 Drawing of a pentagon – 5 sides
- 5 Drawing of a rectangle – 4 sides

### Unit 4 Evaluation

#### Part 1

- 1 mirror on wall in bathroom
- 2 sofa next to television in living room
- 3 mat under window in hall
- 4 phone on kitchen table
- 5 clock next to bedroom window

#### Part 2

- 1 No
- 2 No
- 3 Yes
- 4 No
- 5 Yes

#### Part 3

- Circled: ten, bed, leg, seven, elephant

#### Part 4

- 1 a
- 2 c
- 3 c
- 4 b
- 5 a

### Unit 5 Evaluation

#### Part 1

- 1 f
- 2 d
- 3 a
- 4 b
- 5 c

#### Part 2

- 1 He's sleeping.
- 2 She's jumping.
- 3 He's hitting a/the ball/He's playing baseball.
- 4 She's running.
- 5 He's kicking a/the football / playing football.

#### Part 3

- 1 Anna
- 2 Nick
- 3 Lucy
- 4 Nelson
- 5 May

#### Part 4

- 1 am cleaning / window
- 2 am laying / table
- 3 am helping / kitchen
- 4 am making / bed
- 5 am taking / rubbish

### Unit 6 Evaluation

#### Part 1

- 1 chips
- 2 eggs
- 3 milk
- 4 bread
- 5 chicken

#### Part 2

- 1 d Can I have a drink, please?
- 2 c Water, apple juice or milk?
- 3 a Apple juice, please.
- 4 e Here you are.
- 5 b Thank you.

#### Part 3

- 1 No
- 2 Yes
- 3 No
- 4 Yes
- 5 Yes

#### Part 4

- 1 burgers
- 2 carrots
- 3 lemons
- 4 meat
- 5 orange juice

### Unit 7 Evaluation

#### Part 1

- 1 sheep
- 2 goat
- 3 mouse
- 4 spider
- 5 duck

#### Part 2

- Top row: fish, snakes, tigers  
Bottom row: crocodiles, birds, monkeys  
Far right: giraffes

### Part 3

- 1 eggs – hen(s)/chicken(s)
- 2 legs – snake(s)
- 3 jump – frog(s)
- 4 milk – cow(s)
- 5 ride – horse(s)

### Part 4

- 1 love / So
- 2 do
- 3 don't
- 4 Let's

## Unit 8 Evaluation

### Part 1

- 1 X
- 2 ✓
- 3 X
- 4 X
- 5 ✓

### Part 2

Top row: Alex, Sara, Peter  
Bottom row: Will, Sandra, Monica

### Part 3

- 1 The hospital is next to the park.
- 2 The shoe shop is between the pet shop and the flower shop.
- 3 The bus is in front of the flower shop.
- 4 The flat (block of flats) is behind the flower shop.
- 5 The toy shop is next to the furniture shop.

### Part 4

- 1 How many
- 2 What colour
- 3 Where are
- 4 Where's
- 5 Who's

## Unit 9 Evaluation

### Part 1

- 1 e glasses
- 2 d shirt
- 3 b handbag
- 4 a trousers
- 5 c dress

### Part 2

- 1 e shirt = blue
- 2 c socks = brown
- 3 b jacket = red
- 4 f jeans = black
- 5 a hat = grey

### Part 3

- 1 c
- 2 d
- 3 f
- 4 a
- 5 b

### Part 4

Winter: jumper, boots, scarf  
Summer: shorts sandals

## Unit 10 Evaluation

### Part 1

- 1 table tennis
- 2 badminton
- 3 basketball
- 4 hockey
- 5 painting

### Part 2

- 1 Yes
- 2 No
- 3 No
- 4 Yes
- 5 No

### Part 3

Tom: ✓ under football  
Mary: X under fishing  
Rob: X under guitar  
Ann: ✓ under playing tennis  
Bill: ✓ under baseball

### Part 4

- 1 riding a bike
- 2 reading
- 3 drawing/painting
- 4 running
- 5 taking a photo

## Unit 11 Evaluation

### Part 1

- 1 lemonade
- 2 banana
- 3 cake
- 4 sausage
- 5 cereal

### Part 2

- 1 fries
- 2 orange juice
- 3 apples
- 4 camera
- 5 sweets

### Part 3

- 1 would / eat / please
- 2 me / taking

### Part 4

- 1 c Can I have a sausage, please?
- 2 e One moment, please. I'm cooking the sausages.
- 3 b Oh sorry. Can I have some water, please?
- 4 a Yes, here you are and here is the sausage.
- 5 d Thank you.

## Unit 12 Evaluation

### Part 1

- 1 b
- 2 c
- 3 a
- 4 c
- 5 b

### Part 2

- 1 Andy
- 2 Martha
- 3 Neil
- 4 Stacey
- 5 Luke

### Part 3

- 1 in my bed
- 2 the kitchen
- 3 cooking, Dad
- 4 is mine
- 5 of you

### Part 4

- 1 Yes
- 2 No
- 3 No
- 4 No
- 5 Yes

### Unit 1 Evaluation

#### Part 3

Listen and colour. You will hear each question twice.

- 1 The pen is red.
- 2 The table is brown.
- 3 The door is black.
- 4 The bag is yellow.
- 5 The eraser is grey.

That is the end of Part 3.

### Unit 2 Evaluation

#### Part 2

Section A: Listen and complete the sentences. You will hear each question twice.

- 1 There's one long ruler on the desk.
- 2 There are nine books in the bookcase
- 3 There's one big eraser under the chair.

Section B: Listen and write the words. You will hear each question twice

4 T-E-A-C-H-E-R-S

5 B-O-A-R-D

That is the end of Part 2.

### Unit 3 Evaluation

#### Part 2

Listen and draw lines. You will hear each question twice.

- 1 Whose is the boat?  
It's Sam's
- 2 Whose is the car?  
It's Nick's
- 3 Whose is the doll?  
It's Jill's
- 4 Whose is the bike?  
It's Stella.
- 5 Whose is the train?  
It's Ann's

That is the end of Part 2.

### Unit 4 Evaluation

#### Part 1

Listen and draw lines. You will hear each question twice.

- 1 There's a mirror on the wall in the bathroom.
- 2 In the living room there's a sofa next to the television.
- 3 There's a mat under the window in the hall.
- 4 There's a phone on the table in the kitchen.
- 5 There's a clock next to the window in the bedroom.

That is the end of Part 1.

### Unit 5 Evaluation

#### Part 3

Listen and look at the picture. Write the names. You will hear each question twice.

- 1 She's Sam's grandma.
- 2 He's Lenny's daddy.
- 3 She's Frank's mummy.
- 4 He's May's grandpa.
- 5 She's Frank's cousin.

That is the end of Part 3.

### Unit 6 Evaluation

#### Part 3

Listen and circle yes or no. You will hear everything twice. You have 20 seconds to read the questions.

It's lunchtime. Mary is having lunch at school with her friends. She's having fish and chips, but her favourite lunch is chicken and rice. Her favourite fruit are pears.

That is the end of Part 3.

### Unit 7 Evaluation

#### Part 3

Listen and complete the sentences. Then write the animals. You will hear each question twice.

- 1 These are birds. We can get eggs from them. They are brown or white.
- 2 They're long and haven't got legs. They can be green or brown.
- 3 They can swim and jump. They've got big feet, long legs and no ears. They are green.
- 4 These farm animals are big. They're black and white. We can get milk from them.
- 5 They're big. You can ride these animals. They've got four legs.

That is the end of Part 3.

### Unit 8 Evaluation

#### Part 3

Listen and draw lines. You will hear each question twice.

- 1 The hospital is next to the park.
- 2 The shoe shop is between the pet shop and the flower shop.
- 3 There is a bus in front of the flower shop.
- 4 Grandma's flat is behind the flower shop.
- 5 The toy shop is next to the furniture shop.

That is the end of Part 3.

### Unit 9 Evaluation

#### Part 2

Listen and colour. There is one extra picture. You will hear each question twice.

- 1 I'm wearing a blue shirt.
- 2 I've got brown socks.
- 3 You're wearing a red jacket.
- 4 You've got black jeans.
- 5 He's got a grey hat.

That is the end of Part 2.

### Unit 10 Evaluation

#### Part 3

Listen and tick if true, or cross if not true. You will hear everything twice.

- 1 Hi Tom, do you like playing football?  
Yes, I like playing football.
- 2 Hi Mary, do you like fishing?  
Fishing? No, I don't.
- 3 Rob, do you like playing the guitar?  
I don't like playing the guitar.
- 4 Hi Ann, do you like playing tennis?  
I love playing tennis!
- 5 Bill, do you like playing baseball?  
Playing baseball? Yes, I do.

That is the end of Part 3.

### Unit 11 Evaluation

#### Part 3

Listen and complete. You will hear each question twice.

- 1 Hi Jill! What would you like to eat?  
I'd like a pear, please.
- 2 Nick! Smile at me! I'm taking a photo of you!

That is the end of Part 3.

### Unit 12 Evaluation

#### Part 1

Listen and tick the box. You will hear each question twice.

- 1 What is Nick doing?  
**Girl** Is Nick in his house helping?  
**Boy** No, he's in the park.  
**Girl** Is he eating an ice cream?  
**Boy** No he's playing badminton.
- 2 Where is Ben's truck?  
**Woman** Are you sad, Ben?  
**Boy** Yes, I can't find my truck.  
**Woman** Is it next to that shoe?  
**Boy** No, look! It's under the table.
- 3 What is Sandra's favourite drink?  
**Boy** What are you drinking Sandra?  
Water?  
**Girl** No, it's milk.  
**Boy** Is that your favourite drink?  
**Girl** No. My favourite is orange juice.
- 4 Where's Mum?  
**Boy** Is Mum in the bedroom?  
**Girl** She's in the kitchen cooking.  
**Boy** No! Look, she's in the living room watching TV.
- 5 Where does James want to go on holiday?  
**Girl** Where are you going on holiday, James? Are you going to the beach?  
**Boy** No, my dad wants to visit my grandma in the city. I don't want to go.  
**Girl** Where do you want to go?  
**Boy** I want to go to the mountains.

That is the end of Part 1.

#### Part 2

Listen and spell. You will hear each question twice.

- 1  
**Woman** Hi! What's your name?  
**Boy** My name's Andy.  
**Woman** Can you spell it, please?  
**Boy** Yes, A-N-D-Y.  
**Woman** Thank you.
- 2  
**Man** What's your name?  
**Girl** Martha.  
**Man** Can you spell it, please?  
**Girl** M-A-R-T-H-A.  
**Man** Thank you.
- 3  
**Woman** Can you spell your name, Neil?  
**Boy** Yes, N-E-I-L.  
**Woman** Thanks.
- 4  
**Girl** My name's Stacey.  
**Man** Can you spell it, please?  
**Girl** Yes, S-T-A-C-E-Y  
**Man** Thank you.
- 5  
**Woman** Is your name Luke?  
**Boy** Yes.  
**Woman** Can you spell it, please?  
**Boy** Yes. L-U-K-E.

That is the end of Part 2.