

Name: .....

Part 1.  Listen and write the ages.

**a**



**b**



**c**



**d**



**e**



Part 2.  Listen and colour. There is one extra number.

3

9

2

5

7

1

Name: .....

Part 3. Circle the 's' words.



4

6




7



9



Part 4.  Listen and tick (✓) the box.


☐

☐

☐

☐

☐

☐

☐

☐

☐

☐

☐

☐


☐

☐


☐

Name: .....

Part 1.  Listen and colour.



Part 2. Look at the pictures and circle Yes or No.








- |   |            |     |    |
|---|------------|-----|----|
| 1 | 3 tables   | Yes | No |
| 2 | 4 monkeys  | Yes | No |
| 3 | 6 chairs   | Yes | No |
| 4 | 2 monsters | Yes | No |
| 5 | 7 erasers  | Yes | No |

Name: .....

### Part 3. Listen and draw.

|          |          |          |
|----------|----------|----------|
| <b>1</b> | <b>2</b> | <b>3</b> |
| <b>4</b> |          | <b>5</b> |

### Part 4. Listen and write the ages.

|  |   |  |
|--|---|--|
| <b>a</b><br><br><input style="width: 50px; height: 30px;" type="text"/> | <b>b</b><br><br><input style="width: 50px; height: 30px;" type="text"/>  | <b>c</b><br><br><input style="width: 50px; height: 30px;" type="text"/> |
| <b>d</b><br><br><input style="width: 50px; height: 30px;" type="text"/> | <b>e</b><br><br><input style="width: 50px; height: 30px;" type="text"/> |  |



Name: .....

### Part 1. Look and draw lines.




car

ball

bike

train

doll



### Part 2. Look at the picture. Listen and circle Yes or No.

1 Yes No

2 Yes No

3 Yes No

4 Yes No

5 Yes No



Name: .....

Part 3.  Listen and write the numbers.

1  $\boxed{5} + \boxed{3} = \boxed{\phantom{00}}$

4  $\boxed{\phantom{00}} + \boxed{1} = \boxed{\phantom{00}}$

2  $\boxed{2} + \boxed{\phantom{00}} = \boxed{\phantom{00}}$


5  $\boxed{\phantom{00}} + \boxed{\phantom{00}} = \boxed{\phantom{00}}$

3  $\boxed{2} + \boxed{\phantom{00}} = \boxed{\phantom{00}}$

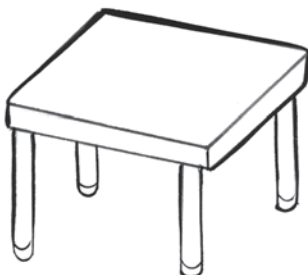
Part 4. Circle the 't' words.



2



10



Name: .....

Part 1. Look and draw lines. There is one extra picture.




1 father

2 sister



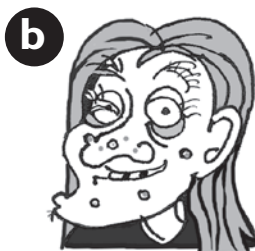
3 grandmother

4 brother

5 mother




Part 2.  Listen and circle. There are two extra pictures.




Name: .....

Part 3.  Look at the pictures. Listen and circle Yes or No.

- 1 Yes No
- 2 Yes No
- 3 Yes No
- 4 Yes No
- 5 Yes No









Part 4. Circle the 'b' words.



Name: .....


Part 1. Write the letter and match. There is one extra picture.

|         |  |   |
|---------|--|---|
| 1 _orse | a   | c  |
| 2 _at   | b   |   |
| 3 _ird  |  | f  |
| 4 _ish  | d  | e  |
| 5 _ouse |  |   |

Part 2. Look at the pictures and circle Yes or No.



- |                 |     |    |
|-----------------|-----|----|
| 1 A clean dog.  | Yes | No |
| 2 A dirty cat.  | Yes | No |
| 3 An ugly bird. | Yes | No |
| 4 A long dog.   | Yes | No |
| 5 Two old cats. | Yes | No |







Name: .....

### Part 3. Listen and tick (✓) Yes or No.

|   |     |                          |    |                          |
|---|-----|--------------------------|----|--------------------------|
| 1 | Yes | <input type="checkbox"/> | No | <input type="checkbox"/> |
| 2 | Yes | <input type="checkbox"/> | No | <input type="checkbox"/> |
| 3 | Yes | <input type="checkbox"/> | No | <input type="checkbox"/> |
| 4 | Yes | <input type="checkbox"/> | No | <input type="checkbox"/> |
| 5 | Yes | <input type="checkbox"/> | No | <input type="checkbox"/> |

### Part 4. Use coloured pencils. Listen and circle.



Name: .....

Part 1. Write the letter and match. There is one extra picture.

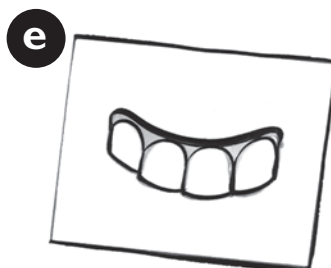




1 \_ o u t h

2 t e \_ t h


3 n \_ s e

4 e a \_ s

5 \_ a i r




Part 2.  Listen and colour.



Name: .....

Part 3.  Listen and draw.



Part 4. Circle the different word.

- |   |        |        |       |       |       |
|---|--------|--------|-------|-------|-------|
| 1 | bike   | train  | eye   | ball  | doll  |
| 2 | eight  | pencil | seven | two   | four  |
| 3 | dog    | mouse  | horse | head  | fish  |
| 4 | nose   | ears   | mouth | teeth | train |
| 5 | eraser | cat    | book  | pen   | table |

Name: .....

Part 1. Read and tick (✓) or cross (X).

1



a crocodile ☐

2



a monkey ☐

3




a snake ☐

4



a giraffe ☐

5



an elephant ☐

Part 2.  Listen and circle Yes or No.

1 Yes No

2 Yes No

3 Yes No

4 Yes No

5 Yes No

Name: .....

Part 3. Look at the pictures and circle the different word.

c



h



t

8



m



c



Part 4. Read and complete the sentences.  
There is one extra word.

short   teeth   mouths   arms   feet   long



- 1 Crocodiles have got a lot of .....
- 2 Monkeys have got long .....
- 3 Elephants have got ..... noses.
- 4 Hippos have got ..... legs.
- 5 Snakes haven't got legs or .....




Name: .....

Part 1. Look at the pictures. Write the words.

shoes T-shirt jacket trousers skirt



Part 2.  Listen and draw.



Name: .....

Part 3. Look at the pictures. Write 'd', 'b' or 'p'.

1




2




3




4




5




Part 4. Listen and colour. There are two extra pictures.

a



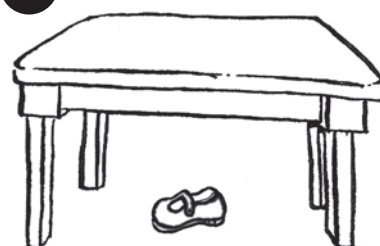
b




c




d



e



f



g



Name: .....

Part 1. Look at the pictures and read. Write the numbers.

1 play tennis

2 play the guitar

3 ride a bike


4 swim


5 play football












Part 2. Read and complete the sentences.

tennis   play   a bike   sing   ride

1 I can ..... the guitar.

2 I can't ride .....


3 I can play .....

4 I can't .....

5 I can ..... a horse.

Name: .....

Part 3.  Listen and tick (✓) or cross (X).



Part 4. Read and answer. There is one example.

- |   |                          |                       |
|---|--------------------------|-----------------------|
| 0 | Can you swim?            | ✓ <u>Yes, I can</u> . |
| 1 | Can you ride a bike?     | X _____ .             |
| 2 | Can you play football?   | ✓ _____ .             |
| 3 | Can you sing?            | ✓ _____ .             |
| 4 | Can you play tennis?     | X _____ .             |
| 5 | Can you play the guitar? | ✓ _____ .             |

Name: .....

Part 1. Look at the pictures. Write the words.



|  |  |  |
|--|--|--|
|  |  |  |
|--|--|--|




|  |  |  |  |  |
|--|--|--|--|--|
|  |  |  |  |  |
|--|--|--|--|--|



|  |  |  |  |
|--|--|--|--|
|  |  |  |  |
|--|--|--|--|

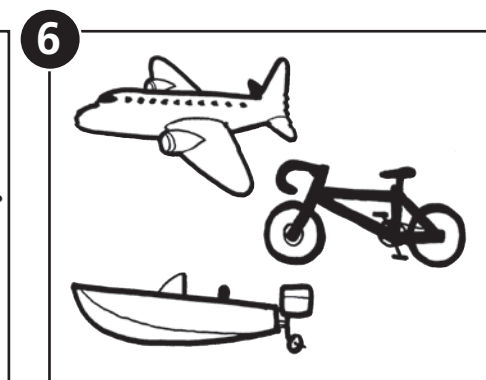




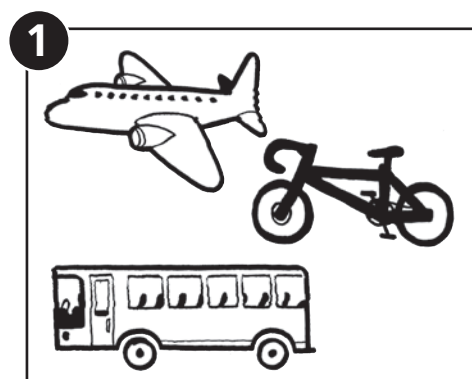


|  |  |  |  |  |
|--|--|--|--|--|
|  |  |  |  |  |
|--|--|--|--|--|



|  |  |  |  |  |
|--|--|--|--|--|
|  |  |  |  |  |
|--|--|--|--|--|

Part 2.  Listen and colour the pictures.






Name: .....

### Part 3. Look and draw lines.

flying      riding      driving



### Part 4. Look at the pictures and complete the sentences.

flying    driving    flying    driving    riding

1  I'm ..... a plane.

2  I'm ..... a motorbike.

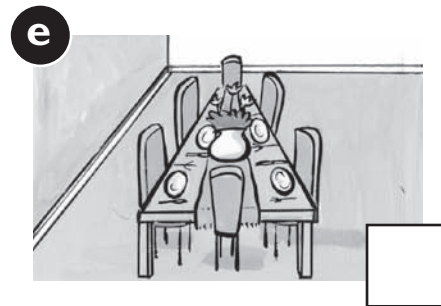

3  I'm ..... a bus.

4  I'm ..... a helicopter.

5  I'm ..... a car.

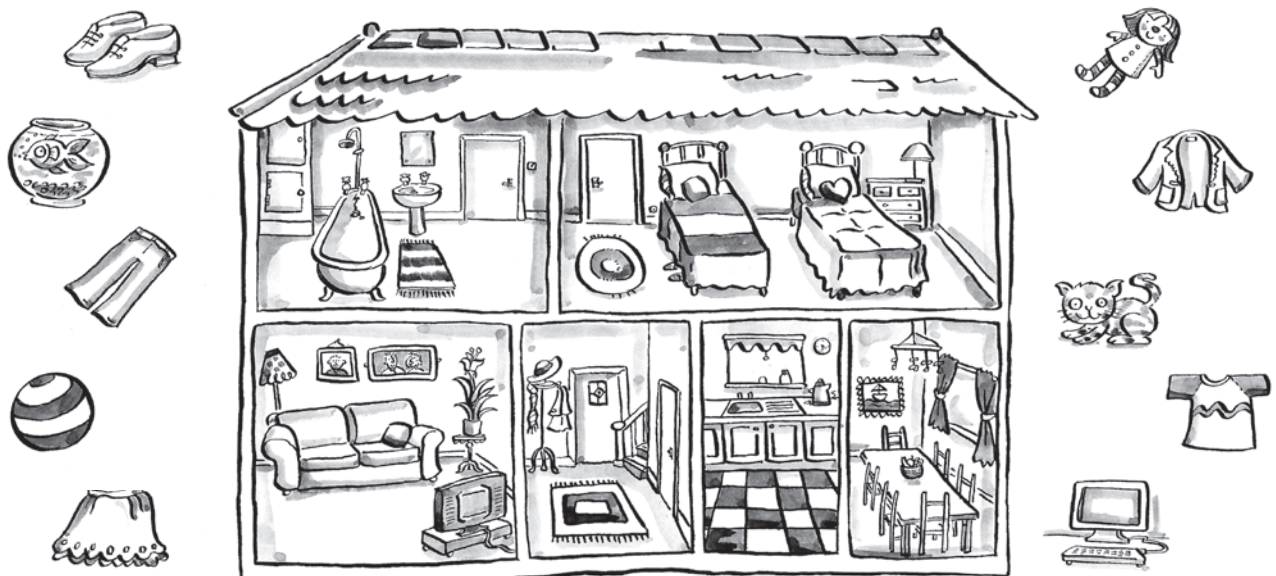
Name: .....

Part 1. Read and look at the pictures. Write the letter in the box.



- |                               |                                  |
|-------------------------------|----------------------------------|
| <b>1</b> I'm in the bedroom.  | <b>4</b> I'm in the dining room. |
| <b>2</b> I'm in the hall.     | <b>5</b> I'm in the kitchen.     |
| <b>3</b> I'm in the bathroom. |                                  |

Part 2.  Listen and draw lines.



Name: .....

Part 3. Read and complete the sentences. There are two extra words.

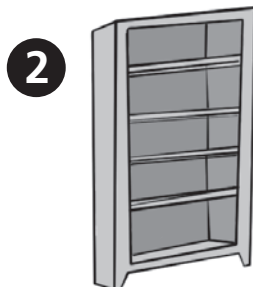
having listening watching sitting  
drawing eating reading

- 1 He's ..... a book.
- 2 She's ..... to music.
- 3 They're ..... a picture.
- 4 He's ..... on a chair.
- 5 She's ..... TV.

Part 4. Complete the words. Write 'a', 'e', 'i', or 'o'.



w \_ r d r \_ b \_




b \_ \_ k c \_ s \_



t \_ y b \_ x



l \_ m p




w \_ n d \_ w

Name: .....

Part 1.  Listen and draw lines. There is one example.



Part 2.  Listen and colour. There is one example.



Name: .....

Part 3. Look at the pictures and read.  
Write Yes or No. There is one example.



- 0 A girl is reading a book. .... Yes .....
- 1 A girl is drawing. ....
- 2 Two girls and a boy are listening to music. ....
- 3 There are two boys sitting on the floor. ....
- 4 A boy is playing the guitar. ....
- 5 A girl is riding a bike. ....




Name: .....


Part 4. Look at the pictures. Write the words.  
There is one example.


0  b a n a n a    a n b a a n

1     \_ \_ \_ \_    d a h n

2     \_ \_ \_ \_    n s e k a

3     \_ \_ \_ \_    k a c e

4     \_ \_ \_ \_    g t i r e

5     \_ \_ \_ \_    r o t s u r e s

20 marks per Evaluation, 5 marks per part.

### Unit 1 Evaluation

#### Part 1

- a. 4
- b. 7
- c. 5
- d. 6
- e. 10

#### Part 2

- 3 = green
- 9 = purple
- 2 = pink
- 5 = orange
- 1 = blue

#### Part 3

Circled: snake, six, seven, star, standing up

#### Part 4

- 1 a
- 2 a
- 3 b
- 4 c
- 5 c

### Unit 2 Evaluation

#### Part 1

- pencil = yellow
- table = orange
- book = red
- eraser = pink
- chair = green

#### Part 2

- 1 Yes
- 2 No
- 3 No
- 4 Yes
- 5 No

#### Part 3

- 1 drawing of 3 pens
- 2 drawing of 1 chair
- 3 drawing of 4 erasers
- 4 drawing of 2 tables
- 5 drawing of 5 books

#### Part 4

- a. 8
- b. 9
- c. 7
- d. 6
- e. 3

### Unit 3 Evaluation

#### Part 1

- 1 car
- 2 ball
- 3 bike
- 4 train
- 5 doll

#### Part 2

- 1 Yes
- 2 No
- 3 Yes
- 4 No
- 5 No

#### Part 3

- 1  $5 + 3 = 8$
- 2  $2 + 3 = 5$
- 3  $2 + 4 = 6$
- 4  $9 + 1 = 10$
- 5  $4 + 5 = 9$

#### Part 4

Circled: two, train, toy box, ten, table

### Unit 4 Evaluation

#### Part 1

- 1 c
- 2 a
- 3 f
- 4 e
- 5 b

#### Part 2

- 1 c
- 2 e
- 3 g
- 4 d
- 5 a

#### Part 3

- 1 Yes
- 2 Yes
- 3 No
- 4 Yes
- 5 No

#### Part 4

Circled: bat, bag, ball, bike, box

### Unit 5 Evaluation

#### Part 1

- 1 horse - c
- 2 cat - a
- 3 bird - f
- 4 fish - b
- 5 mouse - d

#### Part 2

- 1 Yes
- 2 No
- 3 No
- 4 Yes
- 5 No

#### Part 3

- 1 Yes
- 2 Yes
- 3 No
- 4 Yes
- 5 Yes

#### Part 4

- 1 c circled in brown
- 2 d circled in yellow
- 3 a circled in blue
- 4 b circled in green
- 5 e circled in purple

### Unit 6 Evaluation

#### Part 1

- 1 mouth - f
- 2 tooth - e
- 3 nose - a
- 4 ears - b
- 5 hair - c

#### Part 2

- blue hair
- purple nose
- black teeth
- orange ears
- a pink eye

#### Part 3

These features drawn in:

- 3 small eyes
- 2 big mouths
- 4 big ears
- 5 teeth
- long hair

#### Part 4

- 1 eye
- 2 pencil
- 3 head
- 4 train
- 5 cat

### Unit 7 Evaluation

#### Part 1

- 1 ✓
- 2 X
- 3 X
- 4 ✓
- 5 ✓

#### Part 2

- 1 No
- 2 No
- 3 Yes
- 4 No
- 5 Yes

#### Part 3

Circled: snake, ears, eight, horse, leg

#### Part 4

- 1 teeth
- 2 arms
- 3 long
- 4 short
- 5 feet

### Unit 8 Evaluation

#### Part 1

- 1 shoes
- 2 jacket
- 3 T-shirt
- 4 skirt
- 5 trousers

#### Part 2

Suzy: sock in one of her hands, a book on her head and a ball on T-shirt.

Simon: snake on trousers and pencil in one of his hands.

#### Part 3

- 1 p
- 2 d
- 3 b
- 4 b
- 5 d

#### Part 4

- 1 b blue T-shirt on chair
- 2 a pink fish
- 3 e socks on chair: one black, one purple or stripey black and purple
- 4 c brown mouse
- 5 f green shoe under chair

### Unit 9 Evaluation

#### Part 1

- 1 d
- 2 e
- 3 b
- 4 a
- 5 c

#### Part 2

- 1 play
- 2 a bike
- 3 tennis
- 4 sing
- 5 ride

#### Part 3

- 1 ✓
- 2 ✓
- 3 X
- 4 X
- 5 ✓

#### Part 4

- 1 No, I can't.
- 2 Yes, I can.
- 3 Yes, I can.
- 4 No, I can't.
- 5 Yes, I can.

### Unit 10 Evaluation

#### Part 1

- 1 bus
- 2 plane
- 3 boat
- 4 lorry
- 5 train

#### Part 2

- 1 motorbike in number 2 = blue
- 2 car in number 3 = red
- 3 boat in number 6 = purple
- 4 helicopter in number 5 = green
- 5 lorry in number 4 = yellow

#### Part 3

- 1 driving
- 2 riding
- 3 flying
- 4 flying
- 5 driving

#### Part 4

- 1 flying
- 2 riding
- 3 driving
- 4 flying
- 5 driving

### Unit 11 Evaluation

#### Part 1

- 1 a
- 2 d
- 3 c
- 4 e
- 5 b

#### Part 2

Lines showing:

- 1 fish in bedroom
- 2 ball in living room
- 3 doll in bathroom
- 4 computer in kitchen
- 5 shoes in dining room

#### Part 3

- 1 reading
- 2 listening
- 3 drawing
- 4 sitting
- 5 watching

#### Part 4

- 1 wardrobe
- 2 bookcase
- 3 toy box
- 4 lamp
- 5 window

### Unit 12 Evaluation

#### Part 1

Lines showing:

- 1 apple next to bag
- 2 eraser on computer
- 3 ice cream under a chair
- 4 doll next to train
- 5 bird on book

#### Part 2

Colours as follows:

- 1 hair = orange
- 2 T-shirt = blue
- 3 eyes = green
- 4 socks = brown
- 5 nose = yellow

#### Part 3

- 1 Yes
- 2 Yes
- 3 No
- 4 No
- 5 Yes

#### Part 4

- 1 hand
- 2 snake
- 3 cake
- 4 tiger
- 5 trousers

### Unit 1 Evaluation

#### Part 1

Listen and write the ages. You will hear each question twice.

- a I'm four.
- b I'm seven.
- c I'm five.
- d I'm six.
- e I'm ten.

#### Part 2

Listen and colour. You will hear each question twice.

Colour number three green.  
Colour number five orange.  
Colour number one blue.  
Colour number two pink.  
Colour number nine purple.

#### Part 4

Listen and tick the box. You will hear each question twice.

- 1 Sit down, please.
- 2 Pick up your book, please.
- 3 Close the door please.
- 4 Listen to the CD, please.
- 5 Open the door, please.

### Unit 2 Evaluation

#### Part 1

Listen and colour. You will hear each question twice.

The pencil is yellow.  
The table is orange.  
The book is red.  
The eraser is pink.  
The chair is green.

#### Part 3

Listen and draw. You will hear each question twice.

- 1 Draw three pens.
- 2 Draw one chair.
- 3 Draw four erasers.
- 4 Draw two tables.
- 5 Draw five books.

#### Part 4

Listen and write the ages. You will hear each question twice.

- a
- Boy How old are you?
- Girl I'm eight.

- b
- Boy How old is he?
- Girl He's nine.

- c
- Boy How old is she?
- Girl She's seven.

- d
- Boy How old is your friend?
- Girl He's six.

- e
- Boy How old is she?
- Girl She's three.

### Unit 3 Evaluation

#### Part 2

Look at the picture. Listen and circle yes or no. You will hear each question twice.

- 1 The doll is in the toy box.
- 2 The train is on the table.
- 3 The ball is under the table.
- 4 The bag is on the chair.
- 5 The car is next to the computer.

#### Part 3

Listen and write the numbers. You will hear each question twice.

- 1 What's five and three?
- 2 What's two and three?
- 3 What's two and four?
- 4 What's nine and one?
- 5 What's four and five?

### Unit 4 Evaluation

#### Part 2

Listen and circle. You will hear each question twice.

- 1 She's old.
- 2 He's happy.
- 3 He's sad.
- 4 He's ugly.
- 5 She's young.

#### Part 3

Look at the pictures. Listen and circle yes or no. You will hear each question twice.

- 1 The grandfather is old.
- 2 The mother is beautiful.
- 3 The father is sad.
- 4 The brother is young.
- 5 The grandmother is happy.

### Unit 5 Evaluation

#### Part 3

Listen and tick yes or no. You will hear each question twice.

- 1 Birds fly.
- 2 Fish swim.
- 3 Horses fly.
- 4 Cats walk.
- 5 Mice run.

#### Part 4

Use coloured pencils. Listen and circle. You will hear each question twice.

- 1 Brown. I take my cat to the vet.
- 2 Yellow. I walk my cats.
- 3 Blue. I walk my dog.
- 4 Green. I brush my horse.
- 5 Purple. I feed my fish.

### Unit 6 Evaluation

#### Part 2

Listen and colour. You will hear each question twice.

- 1 I've got blue hair.
- 2 I've got a purple nose.
- 3 I've got black teeth.
- 4 I've got orange ears.
- 5 I've got a pink eye.

#### Part 3

Listen and draw. You will hear each question twice.

- 0 My name's Wilbert and I'm a monster.
- 1 I've got three small eyes.
- 2 I've got two big mouths.
- 3 I've got four big ears.
- 4 I've got five teeth.
- 5 I've got long hair.

### Unit 7 Evaluation

#### Part 2

Listen and circle yes or no. You will hear each question twice.

- 1 Snakes have got four legs.
- 2 Elephants are small.
- 3 Crocodiles have got long tails.
- 4 Monkeys have got short arms.
- 5 Birds have got feathers.

### Unit 8 Evaluation

#### Part 2

Listen and draw. You will hear each question twice.

- 1 Suzy has got a sock in her hand.
- 2 Simon has got a snake on his trousers.
- 3 Suzy has got a book on her head.
- 4 Simon has got a pencil in his hand.
- 5 Suzy has got a ball on her T-shirt.

#### Part 4

Listen and colour. You will hear each question twice.

- 1 The T-shirt on the chair is blue.
- 2 The fish is pink.
- 3 The socks on the chair are black and purple.
- 4 The mouse is brown.
- 5 The shoe under the chair is green.

### Unit 9 Evaluation

#### Part 3

Listen and tick or cross. You will hear each question twice.

- 1  
**Woman** Hello, can you play basketball?  
**Girl** Yes, I can play basketball.
- 2  
**Woman** Can you ride a bike?  
**Boy** Yes, I can ride a bike.
- 3  
**Woman** Can you play tennis?  
**Girl** No, I can't play tennis.
- 4  
**Woman** Can you swim?  
**Boy** No, I can't swim.
- 5  
**Woman** Can you play football?  
**Girl** Yes, I can play football.

### Unit 10 Evaluation

#### Part 2

Listen and colour the pictures. You will hear each question twice.

- 1 The motorbike in number two is blue.
- 2 The car in number three is red.
- 3 The boat in number six is purple.
- 4 The helicopter in number five is green.
- 5 The lorry in number four is yellow.

### Unit 11 Evaluation

#### Part 2

Listen and draw lines. You will hear each question twice.

- 1 The fish is in the bedroom.
- 2 The ball is in the living room.
- 3 The doll is in the bathroom.
- 4 The computer is in the kitchen.
- 5 The shoes are in the dining room.

### Unit 12 Evaluation

#### Part 1

Listen and draw lines. There is one example. You will hear each question twice.

Now look at the picture.

- Woman** Put the car on the table next to the pen.  
**Boy** Sorry? Put the car where?  
**Woman** On the table, next to the pen.  
**Boy** OK.

Can you see the line? This is an example. Now listen and draw lines.

- 1  
**Woman** Put the apple next to the bag.  
**Boy** Where do I put the apple?  
**Woman** Next to the bag.  
**Boy** Yes, OK.
- 2  
**Woman** Now put the eraser on the computer.  
**Boy** Sorry? Put the eraser where?  
**Woman** On the computer.  
**Boy** OK.
- 3  
**Woman** And now, please put the ice cream under the chair.  
**Boy** Where?  
**Woman** Put the ice cream under the chair.  
**Boy** Yes, I'm drawing the line.
- 4  
**Woman** Now the doll. Put it next to the train.  
**Boy** The doll?  
**Woman** Yes, put it next to the train.  
**Boy** OK.
- 5  
**Woman** And now put the bird on the book.  
**Boy** Where?  
**Woman** Put the bird on the book.  
**Boy** Yes, OK.

#### Part 2

Listen and colour. There is one example. You will hear each question twice.

- Woman** Look at the trousers.  
**Boy** Yes.  
**Woman** Colour the trousers black.  
**Boy** Black?  
**Woman** Yes.

Can you see the trousers are black? This is an example. Now listen and colour.

- 1  
**Woman** Can you see the hair?  
**Boy** The hair? Yes.  
**Woman** Colour it orange.  
**Boy** OK, orange.
- 2  
**Woman** Now the T-shirt.  
**Boy** OK.  
**Woman** Colour the T-shirt blue.  
**Boy** Blue?  
**Woman** Yes.
- 3  
**Woman** Now the eyes.  
**Boy** Yes?  
**Woman** Colour the eyes green.  
**Boy** Yes, green.
- 4  
**Woman** Can you see the socks?  
**Boy** Yes.  
**Woman** Colour the socks brown.  
**Boy** Brown?  
**Woman** Yes.
- 5  
**Woman** Now the nose.  
**Boy** Can I colour it?  
**Woman** Yes. Colour it yellow.  
**Boy** OK. The yellow nose.