


Phonics 4 for Kids



Thomas Gordon Nathan Shu




Contents

Letter	Letter Sound	Character	Key Word	Extra Words	Page
Nn	/n/	Nanny Goat	nose	neck, nest	2
Oo	/o/	Oscar Octopus	on	ostrich, ox	4
Pp	/p/	Penny Panda	pen	pear, pig	6
Qq	/kw/	Queenie Quail	quiet	quilt, queen	8
Rr	/r/	Ricky Rabbit	read	rain, rose	10
Ss	/s/	Susie Seal	sun	sand, sea	12
Tt	/t/	Teddy Tiger	teeth	tea, tie	14
Uu	/u/	Uncle Utter	under	umbrella, up	16
Vv	/v/	Vicky Viper	victory	van, vase	18
Ww	/w/	Wendy Worm	wet	water, window	20
Xx	/ks/	Felix Fox	box	six, wax	22
Yy	/y/	Yester Yak	yes	yogurt, yo-yo	24
Zz	/z/	Zeppy Zebra	zipper	zigzag, zoo	26
Review					28
Picture Dictionary					

N n

Nanny Goat has a wet **n**ose.



nanny goat



nose



neck



nest



Circle the letters **n**. Say the “**n**” sound.



m

n

n

c

n

d

n

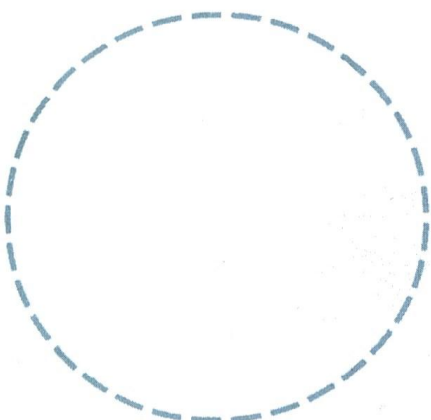
k

n


m



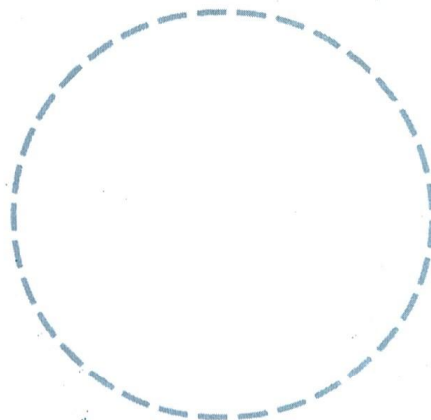
Say the words. Place the correct stickers in the circles.



neck



nest



nose

O o

Oscar Octopus is on a rock.



octopus



on




ostrich



ox



Trace the line. Say the “o” sound.



Circle the words that begin with the sound /o/.
Say the words.

octopus

ill

nose

on

leaf

juice

neck

mango

ox

ostrich

P p

Penny Panda has a pen.



panda



pen



pear

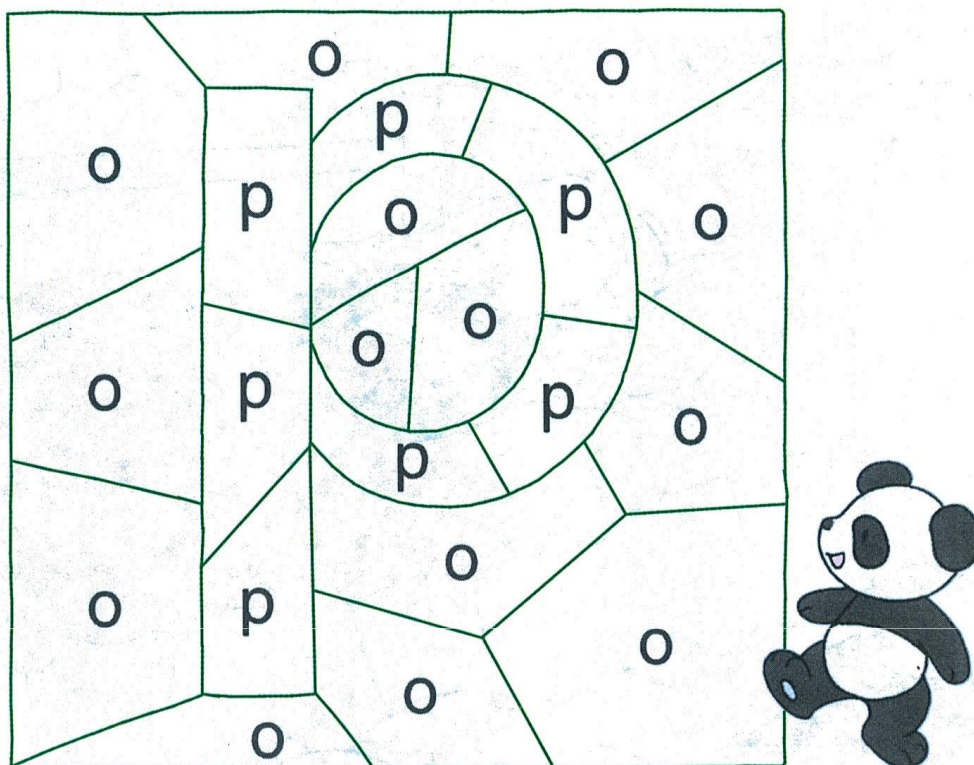


pig


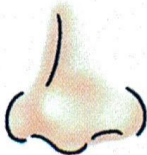







Activities



Color the parts with the letter **p** red. Say the "p" sound.




Say the words. Circle the correct pictures.

pen			
pear			
pig			

Q q

Queenie Quail is quiet.



quail



quiet




quilt





queen



Activities

  Trace the lines on the quilt. Say the “q” sound.





  Listen carefully. Place the correct stickers in the boxes.

1.



2.



R r

Ricky Rabbit reads a book.



rabbit



read



rain

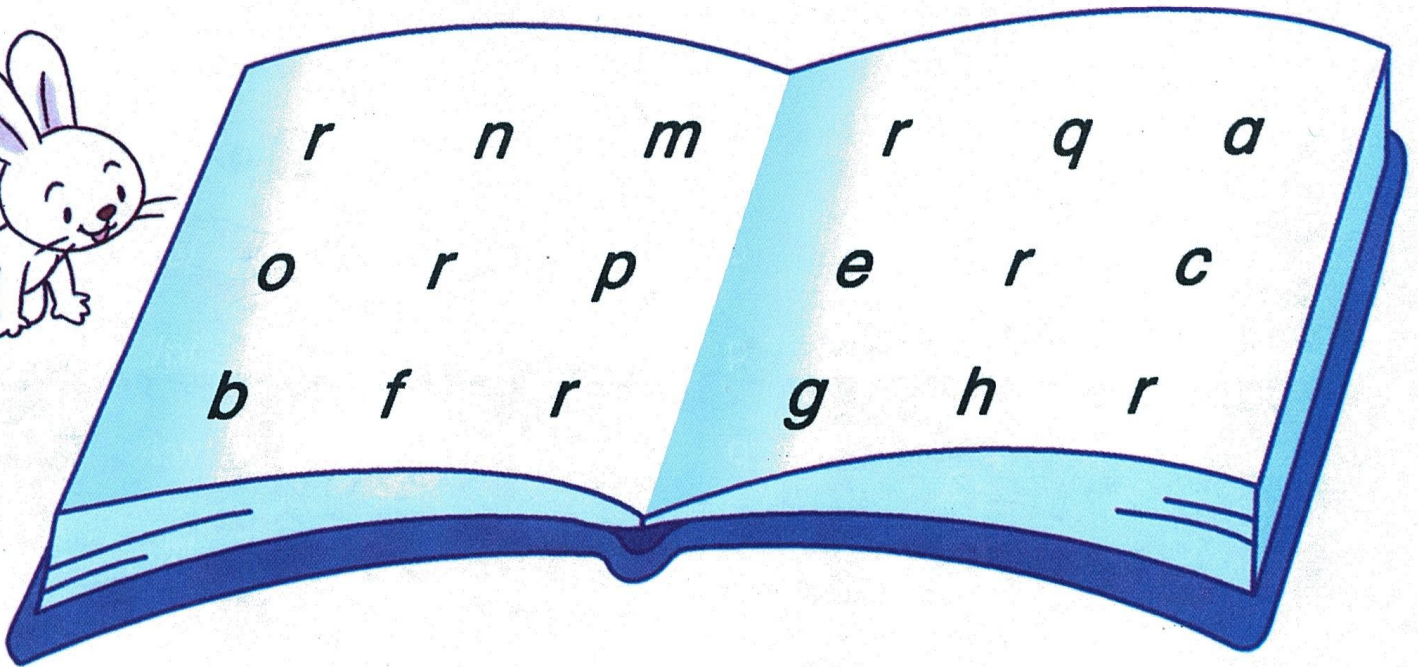


rose

A c t i v i t i e s



Circle the letters **r**. Say the “**r**” sound.



Color the correct boxes to make a word. Say the words.



r	o	r	a	b	b	i	t
---	---	---	---	---	---	---	---



a	r	a	i	n	m	a	q
---	---	---	---	---	---	---	---




r	o	i	m	r	o	s	e
---	---	---	---	---	---	---	---



r	a	r	e	a	d	r	e
---	---	---	---	---	---	---	---

S s

Susie Seal is in the sun.



seal



sun




sand











sea

A c t i v i t i e s

  Color the sand dunes brown. Say the "s" sound.



  Listen carefully. Check the words that begin with the sound /s/.

1. 	2. 	3. 
read	sand	seal
4. 	5. 	6. 
sea	sun	quail

Tt

Teddy Tiger has big **t**eeth.



tiger



teeth




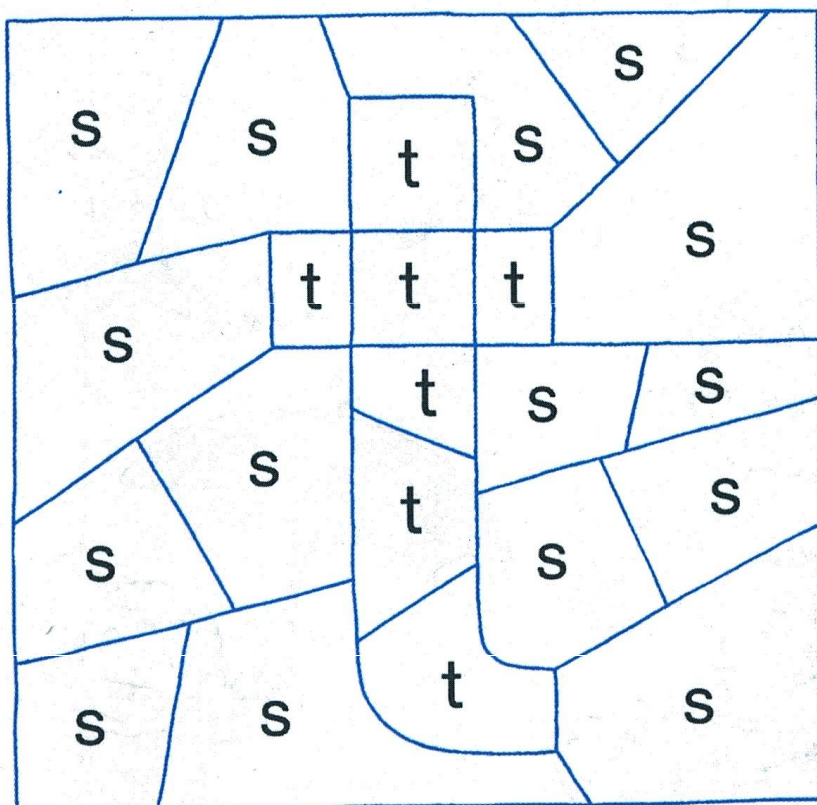
tea





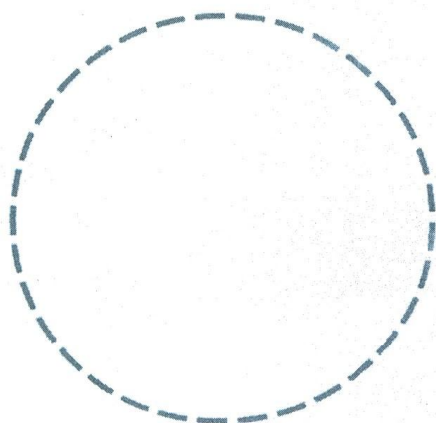
tie




  Color the parts with the letter **t** pink. Say the “**t**” sound.



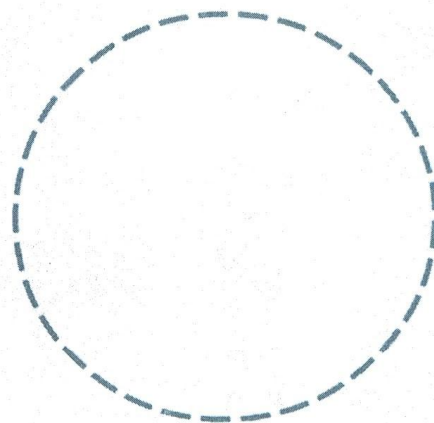
  Say the words. Place the correct stickers in the circles.



tea




tie



teeth

U u

Uncle Utter is under a tree.



uncle



under



umbrella

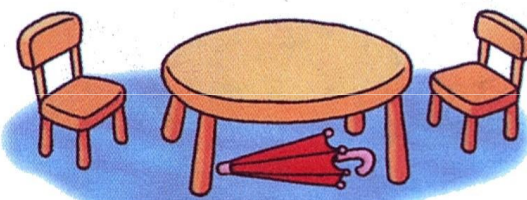




up

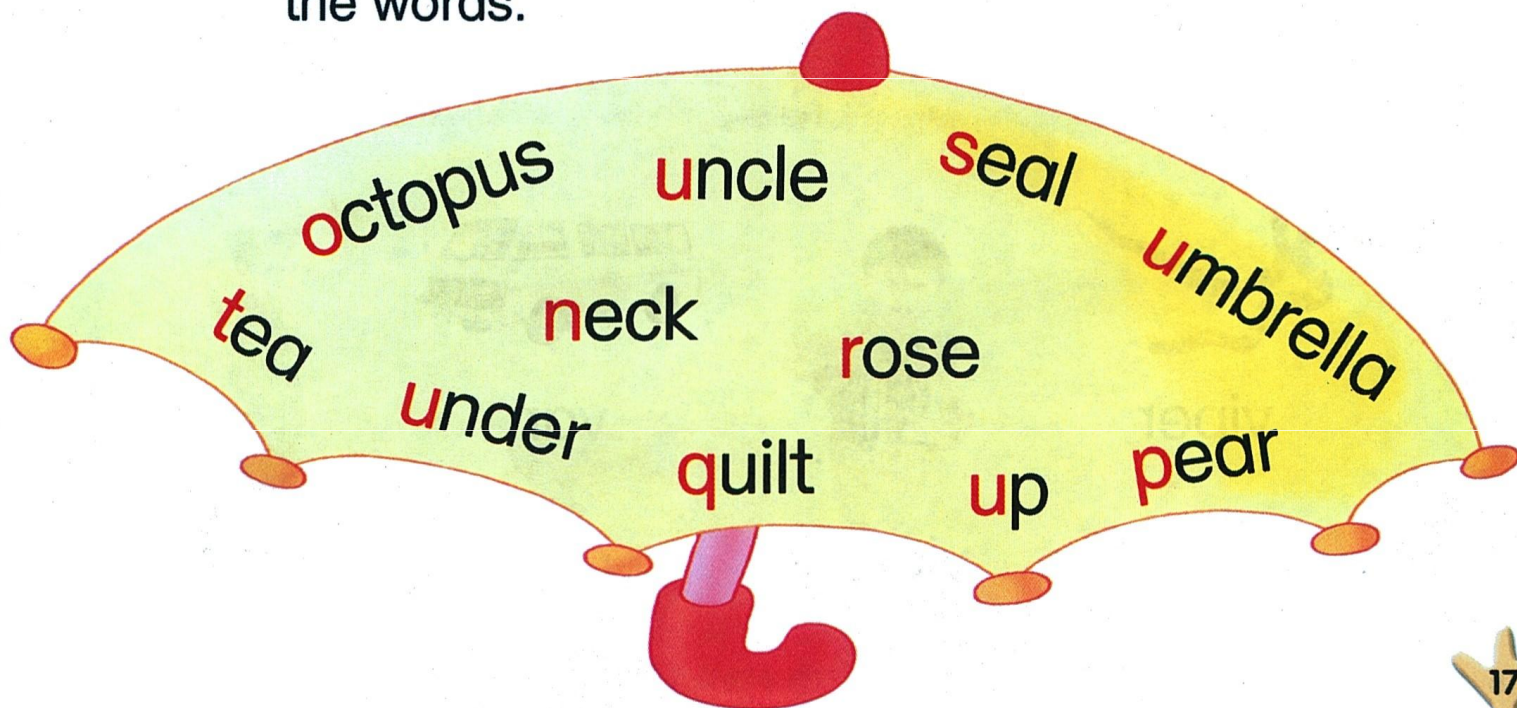
A c t i v i t i e s



Help **U**ncle **U**tter find his **u**mbrella. Say the “**u**” sound.




Circle the words that begin with the sound /u/. Say the words.



Vv

Vicky Viper races to victory.



viper



victory



van

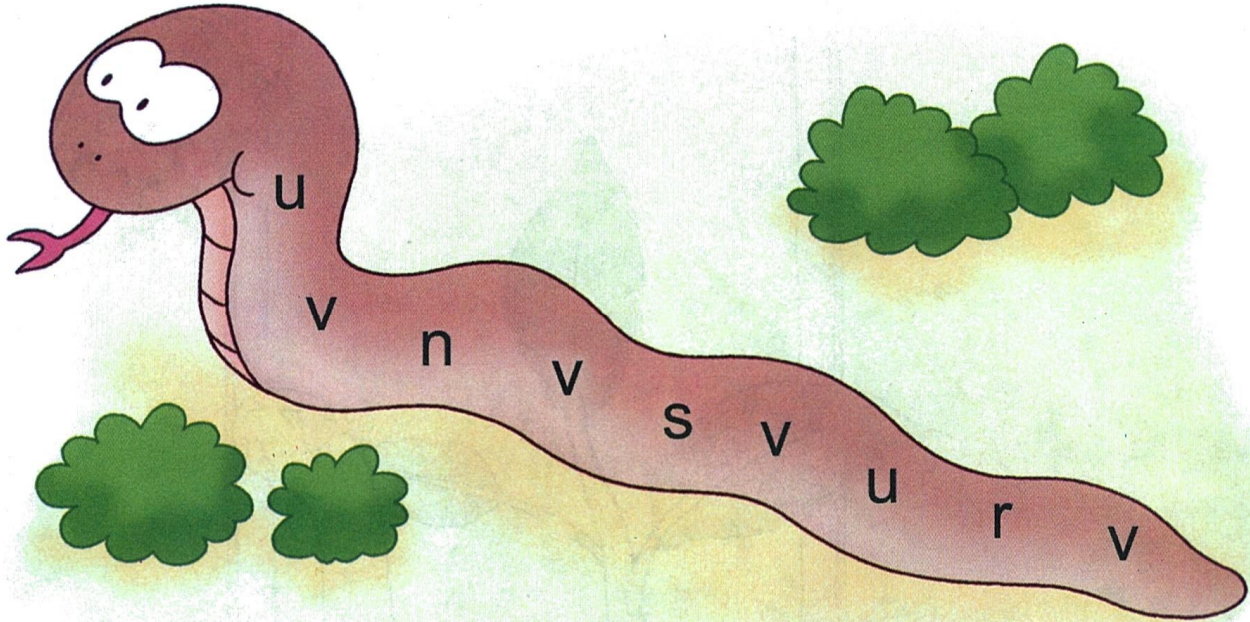


vase

A c t i v i t i e s



Circle the letters **v**. Say the “**v**” sound.




Say the words. Place the correct stickers on the shadows.

van			
victory			
vase			

W w


Wendy Worm is wet.



worm



wet





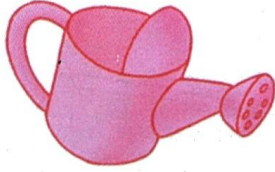
water



window

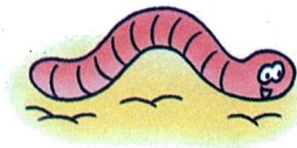
A c t i v i t i e s

  Color the **w**ater drops blue. Say the “**w**” sound.

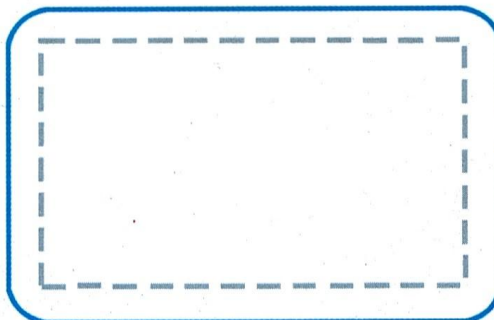


  Listen carefully. Place the correct stickers in the boxes.

1.



2.




X x

Felix Fox has a box.



fox



box



six




wax

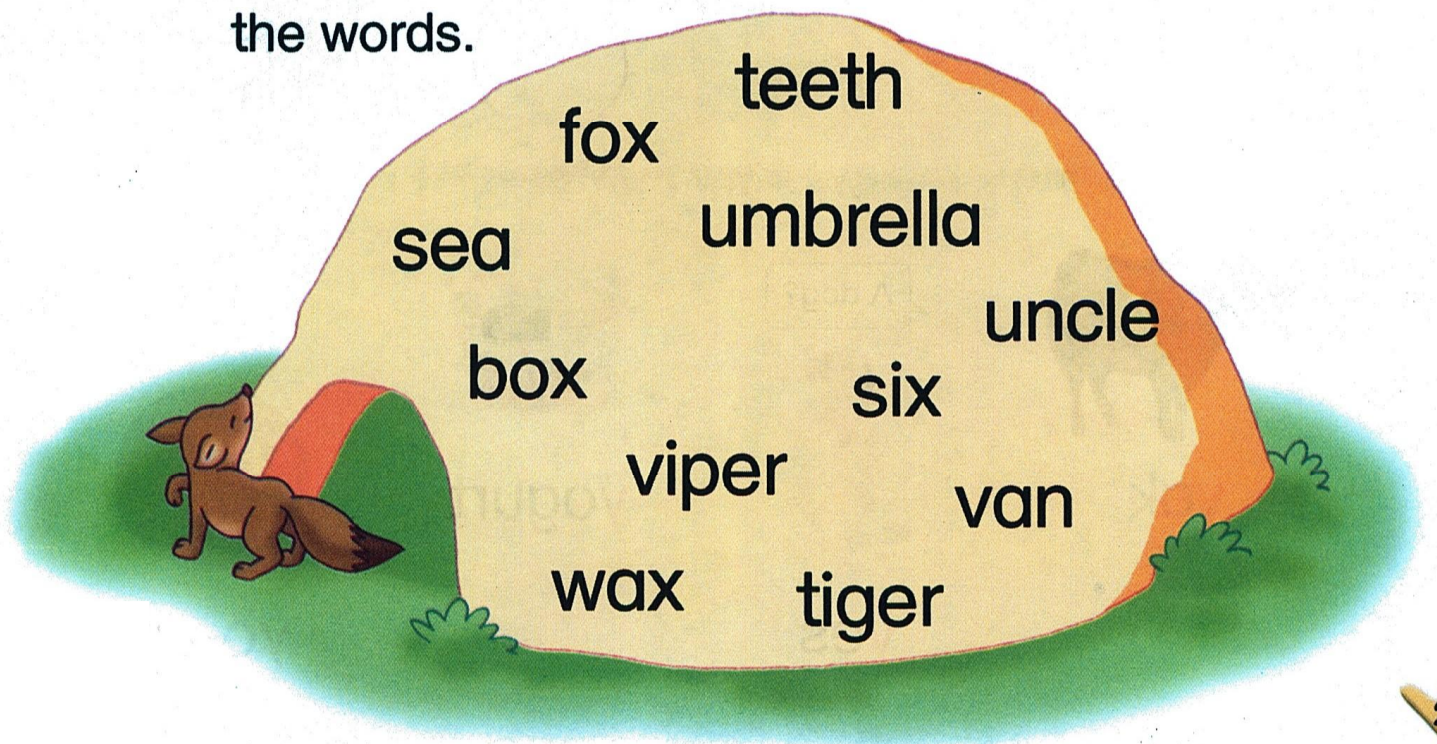
A c t i v i t i e s



Color the parts with the letter **x** purple. Say the "x" sound.




Circle the words that end with the sound /ks/. Say the words.



Yy

Yester **Y**ak always says, "Yes."



yak

A dog?



yes



yogurt




yo-yo



A c t i v i t i e s



Help **Y**ester find his **y**o-yo. Say the “**y**” sound.




Place the correct stickers in the boxes. Say the words.



Zz


Zeppy Zebra has a long zipper.



zebra



zipper



zigzag




zoo


A c t i v i t i e s



Trace the line to help the children walk around the zoo. Say the "z" sound.



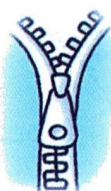
Color the correct boxes to make a word. Say the words.



z	i	g	z	a	g
---	---	---	---	---	---



o	z	o	o	s	t
---	---	---	---	---	---




z	i	p	p	e	r
---	---	---	---	---	---

Review



Write the missing letters. Match the words with the correct sounds.




___ ear

___ eck

n

o

p



___ x

t


u

v

w



___ p



___ an



___ ie



___ ueen



___ ain



___ ea

q

r

s



___ ogurt


x

y

z



___ ater



___ oo

6

si ___

Picture Dictionary

n


nanny goat



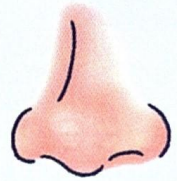
neck



nest



nose




o

octopus




on



ostrich



ox




p

panda



pear



pen




pig



q

quail



queen



quiet



quilt



r

rabbit




rain



read



rose




Picture Dictionary

s


sand




sea



seal



sun



t


tea



teeth



tie



tiger



u


umbrella



uncle



under




up



v

van




vase



victory



viper



w

water



wet



window




worm



Picture Dictionary

x

box



fox



six



wax



y

yak



A girl?

yes



Yes.

yogurt



yo-yo



z

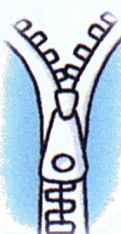
zebra




zigzag



zipper



zoo



Phonics for Kids 4

Phonics for Kids

is a six-level series specially written for young children. Each unit deals with one letter sound or a phonic feature. It begins with an interesting story or a rhyme and is followed by a song and some fun activities. Useful phonics skills are taught in a systemic and enjoyable way.

Teaching phonics is an effective strategy that helps children learn reading and writing quickly. It is also a useful self-help tool for children to rely on when they encounter new words in listening, speaking, reading and spelling activities.

Learning phonics at an early age helps children develop both phonemic and print awareness. It is key to their future success in learning English.

The series includes:

- Student's Books 1-6
- Teacher's Guides 1-6
- Cassette Tapes and CDs 1-6
- Big Books 1-6
- Phonics Cards 1-6