

Susan Rivers • Setsuko Toyama

English Time

Picture & Word Cards



2nd Edition

OXFORD
UNIVERSITY PRESS

Unit 1: Pages 1-4

cook breakfast
listen to stories
laugh at jokes
climb a mountain
watch the sunrise
play cards
wash the pots and pans
clean the tent

chair	drum
fish	cry
mother	slide
three	plane
bread	flower
present	spoon
green	sneeze
tree	smile

Unit 2: Pages 5-8

drink soda pop
eat cotton candy
win a prize
go on a ride
see a show
have lunch
buy tickets
take pictures
baked
chopped
kissed
called
cleaned
played

Unit 3: Pages 9-12

make the bed
feed the pets
sweep the floor
take out the garbage
do the laundry
hang up the clothes
put away the groceries
set the table
dusted
greeted
invited
planted
waited
weeded

Unit 4: Pages 13-16

see a movie
rent a DVD
ride the bus
visit a friend
buy a donut
mail a letter
get a haircut
take a taxi
beetle
bicycle
bottle
poodle
puddle
uncle

Unit 5: Pages 17-22

taco
tacos
burrito
burritos
french fry
french fries
hot dog
hot dogs
spaghetti
curry
iced tea
lemonade
blister
butter
dinner
lobster
mother
tiger

Unit 6: Pages 23-26

spring
summer
fall
winter
plant flowers
pick apples
build a snowman
go to the beach
play in the leaves
go skiing
fall
talk
laundry
saucer
crawl
draw

Unit 7: Pages 27–30

whale
dolphin
eel
shark
octopus
crab
big
small
fast
slow
barn
farm
yard
corn
fork
storm

Unit 8: Pages 31–34

elephant
cheetah
giraffe
snake
turtle
chimpanzee
tall
short
fat
thin
house
mouse
mouth
brown
gown
town

Unit 9: Pages 35–38

play Ping-Pong
play badminton
snorkel
go fishing
go horseback riding
go sailing
in-line skate
listen to music
cook
look
wood
broom
moon
noodle

Unit 10: Pages 39–42

collect stickers
sing
build a model
take a nap
read a comic book
make a movie
paint
cycle
clerk
dessert
bird
shirt
curry
purse

Unit 11: Pages 43–46

Mercury
Venus
Earth
Mars
Jupiter
Saturn
Uranus
Neptune
boil
oil
point
boy
joy
oyster

Unit 12: Pages 47–50

musician
play the violin
engineer
build things
vet
help animals
computer programmer
program computers
nurse
take care of people
artist
draw
marker
walk
saucer
draw
park
fork
cloud
shower
cook
spoon
clerk
shirt
purse
coin
boy

Grammar Cards: Pages 51–59

English Time Picture and Word Cards 4 is a collection of reproducible cards based on the language of *English Time* Student Book 4. It includes picture and word cards for all of the vocabulary and phonics words in the Student Book, as well as word and punctuation cards for all of the grammar patterns and exercises. The book is divided into two sections: Picture and Word Cards, and Grammar Cards.

Picture and Word Cards

There is one picture card and one word card for each vocabulary and phonics word on the Word Time and Phonics Time pages. The picture cards are featured on one side of each page with the corresponding word cards on the back of the page.

Grammar Cards

There is one card for each word and punctuation mark in the grammar boxes and exercises on the Practice Time pages.

Making the Cards

Making *English Time* picture and word cards is extremely easy. Cards can be photocopied as is to make multiple sets for student use, or enlarged to make cards for teacher use. Additionally, single cards can be photocopied to replace lost or damaged cards.

Teacher Cards

Teacher cards are made by printing and enlarging the relevant Picture and Word Cards to a size appropriate for the activity. The cards can then be pasted onto a thick backing so that they will not bend when held up or placed on the boardtray. Alternatively, the cards can be laminated or printed directly onto thick paper.

Student Cards

Student Cards are made by printing the relevant Picture and Word Cards and giving each student a set of cards to cut out and color. Alternatively, students with their own Picture and Word Card Books can cut out the cards directly from the book as needed.

Storing the Cards

Cards can be grouped by unit with a rubber band or paper clip and stored in boxes with unit dividers. Shoe boxes are ideal for storage, as are photo albums with pockets.

Using the Cards

The cards are an integral part of *English Time* lessons. They have multiple uses, several of which are described below.

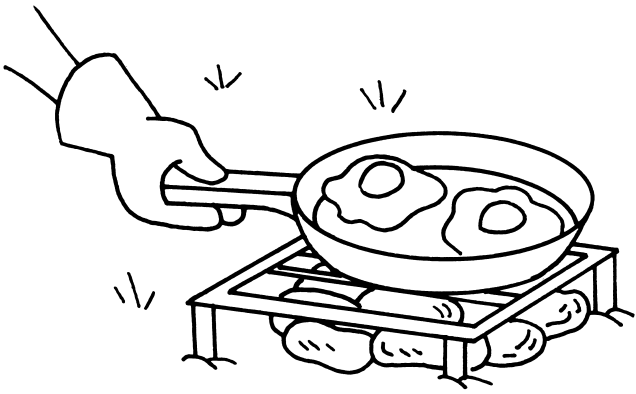
Introducing and Practicing Vocabulary

Using picture and word cards is an excellent way to introduce and practice both the target vocabulary and phonics words. Students understand the meaning of the target words without translation when they are presented with picture cards. The word cards can be used to develop students' word recognition skills by providing exposure to written language.

Practicing Grammar

Grammar cards help students to become familiar with the basic grammar structures introduced in *English Time* Student Book 4. They can also be used to recreate the exercises on the Practice Time pages, or to make new combinations dictated by the teacher.

Note: *English Time* Teacher's Book 4 includes detailed explanations of how to use the picture and word cards to teach the course.



Unit 1




Unit 1



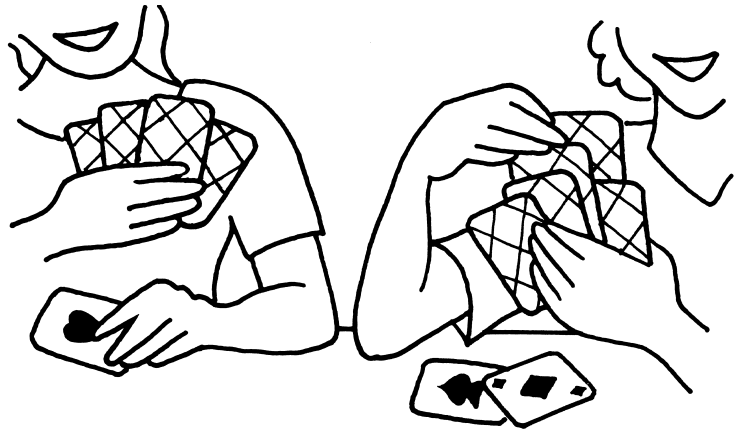
Unit 1




Unit 1



Unit 1



Unit 1



Unit 1



Unit 1

listen to stories

Unit 1

cook breakfast

Unit 1

climb a mountain

Unit 1

laugh at jokes

Unit 1

play cards

Unit 1

watch the sunrise

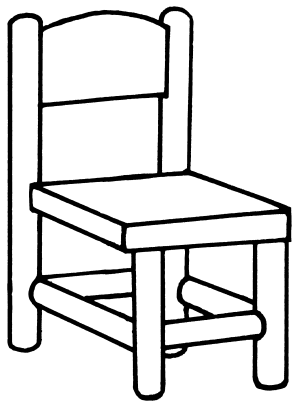
Unit 1

clean the tent


Unit 1

wash the
pots and pans


Unit 1




Unit 1



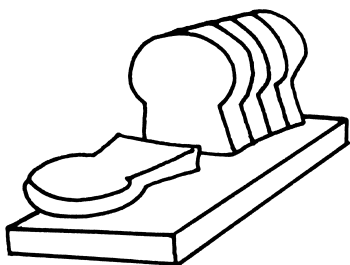
Unit 1




Unit 1



Unit 1




Unit 1




Unit 1



Unit 1




Unit 1




Unit 1




Unit 1




Unit 1



Unit 1




Unit 1



Unit 1



Unit 1



Unit 1

three

mother

fish

chair

Unit 1

Unit 1

Unit 1

Unit 1

tree

green

present

bread

Unit 1

Unit 1

Unit 1

Unit 1

plane

slide

cry

drum

Unit 1

Unit 1

Unit 1

Unit 1

smile

sneeze

spoon


flower

Unit 1

Unit 1

Unit 1

Unit 1



Unit 2




Unit 2




Unit 2



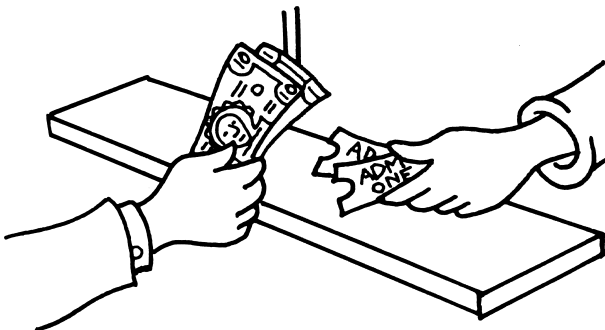
Unit 2



Unit 2



Unit 2



Unit 2



Unit 2

eat cotton candy

Unit 2

drink soda pop

Unit 2

go on a ride

Unit 2

win a prize

Unit 2

have lunch

Unit 2

see a show

Unit 2

take pictures


Unit 2

buy tickets


Unit 2




Unit 2



Unit 2




Unit 2



Unit 2



Unit 2



Unit 2

chopped

Unit 2

baked

Unit 2

called

Unit 2

kissed

Unit 2

played


Unit 2

cleaned

Unit 2



Unit 3




Unit 3




Unit 3



Unit 3




Unit 3



Unit 3



Unit 3



Unit 3

feed the pets

Unit 3

make the bed

Unit 3

take out the
garbage

Unit 3

sweep the floor

Unit 3

hang up the
clothes

Unit 3

do the laundry


Unit 3

set the table


Unit 3

put away the
groceries


Unit 3



Unit 3




Unit 3




Unit 3



Unit 3



Unit 3



Unit 3

greeted

dusted

Unit 3

Unit 3

planted

invited

Unit 3

Unit 3

weeded

waited

Unit 3

Unit 3



Unit 4



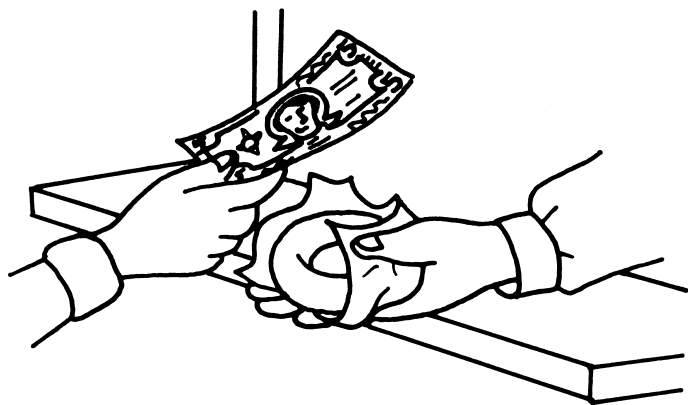
Unit 4



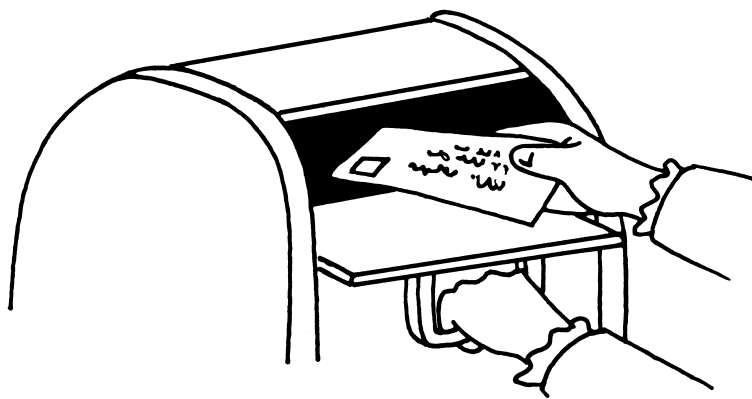
Unit 4



Unit 4




Unit 4



Unit 4



Unit 4



Unit 4

rent a DVD

Unit 4

see a movie

Unit 4

visit a friend

Unit 4

ride the bus

Unit 4

mail a letter

Unit 4

buy a donut


Unit 4

take a taxi


Unit 4

get a haircut

Unit 4




Unit 4



Unit 4




Unit 4



Unit 4



Unit 4



Unit 4

bicycle

beetle

Unit 4

Unit 4

poodle

bottle

Unit 4


Unit 4

uncle


puddle

Unit 4

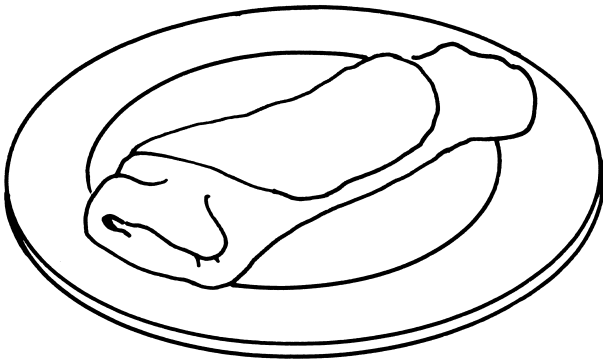
Unit 4



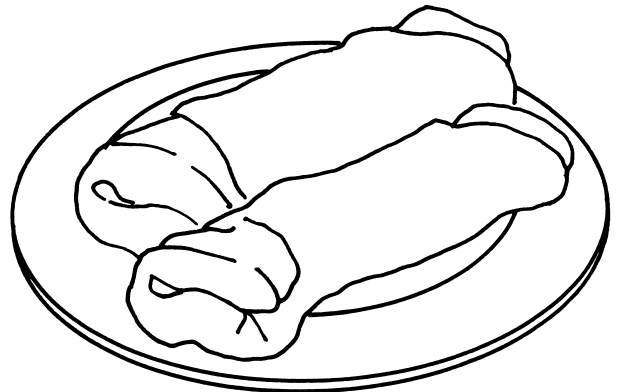
Unit 5



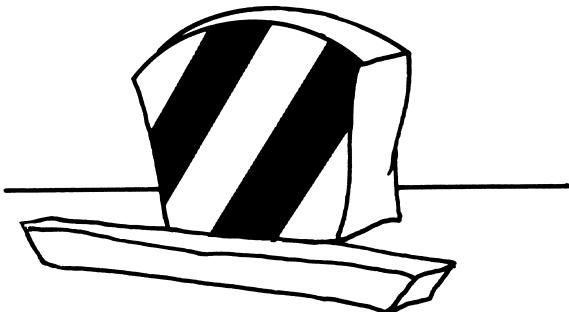
Unit 5




Unit 5



Unit 5



Unit 5



Unit 5

tacos

taco

Unit 5

Unit 5

burritos

burrito

Unit 5

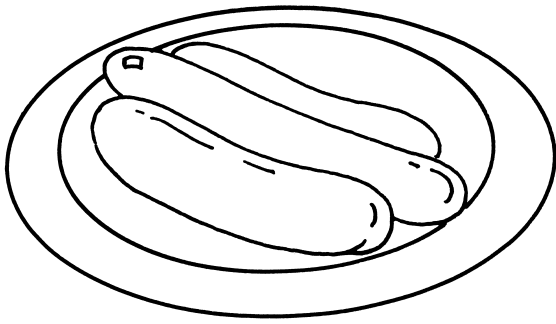
Unit 5

french fries

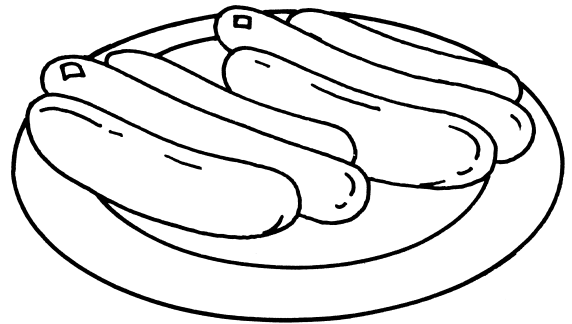
french fry

Unit 5


Unit 5




Unit 5




Unit 5




Unit 5



Unit 5



Unit 5



Unit 5

hot dogs

Unit 5

hot dog

Unit 5

curry

Unit 5

spaghetti


Unit 5

lemonade

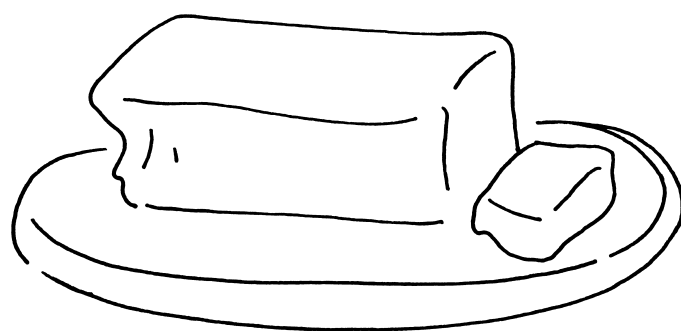
Unit 5

iced tea


Unit 5



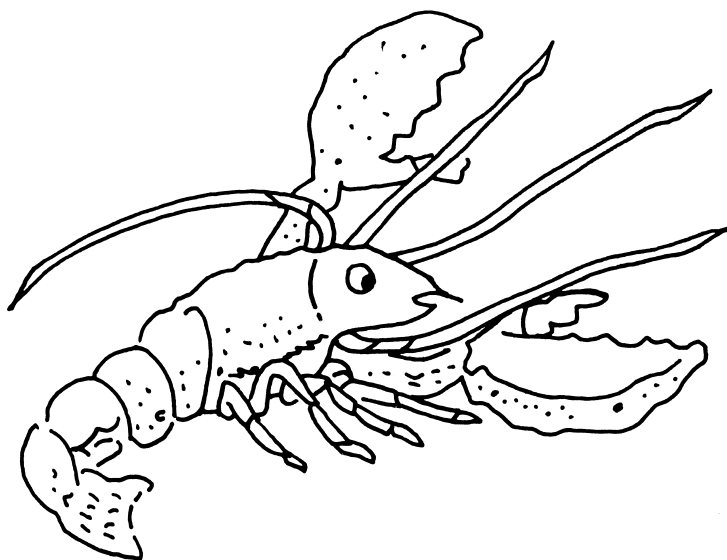
Unit 5




Unit 5




Unit 5



Unit 5



Unit 5



Unit 5

butter

Unit 5

blister

Unit 5

lobster

Unit 5

dinner

Unit 5

tiger


Unit 5

mother

Unit 5




Unit 6



Unit 6



Unit 6



Unit 6



Unit 6



Unit 6




Unit 6



Unit 6



Unit 6



Unit 6

summer

Unit 6

spring

Unit 6

winter

Unit 6

fall

Unit 6

pick apples

Unit 6

plant flowers

Unit 6

go to the beach

Unit 6

build a snowman


Unit 6

go skiing


Unit 6

play in the leaves


Unit 6




Unit 6




Unit 6




Unit 6



Unit 6



Unit 6



Unit 6

talk

Unit 6

fall

Unit 6

saucer

Unit 6

laundry


Unit 6

draw

Unit 6

crawl


Unit 6



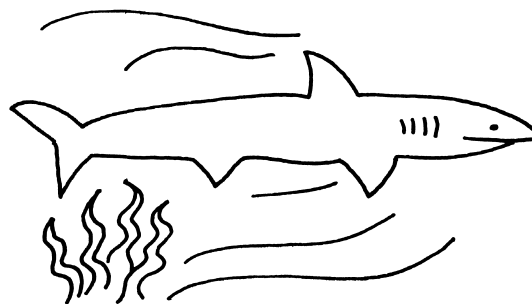
Unit 7




Unit 7




Unit 7




Unit 7




Unit 7




Unit 7




Unit 7



Unit 7



Unit 7



Unit 7

dolphin

Unit 7

whale

Unit 7

shark

Unit 7

eel

Unit 7

crab

Unit 7

octopus

Unit 7

small

Unit 7

big


Unit 7

slow


Unit 7

fast


Unit 7



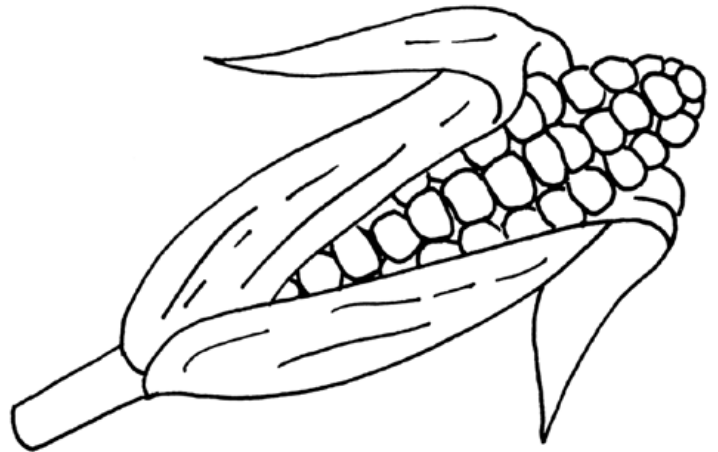
Unit 7




Unit 7



Unit 7



Unit 7



Unit 7



Unit 7

farm

barn

Unit 7

Unit 7

corn

yard

Unit 7


Unit 7

storm


fork

Unit 7


Unit 7



Unit 8




Unit 8




Unit 8




Unit 8




Unit 8




Unit 8




Unit 8



Unit 8



Unit 8



Unit 8

cheetah

Unit 8

elephant

Unit 8

snake

Unit 8

giraffe

Unit 8

chimpanzee

Unit 8

turtle

Unit 8

short

Unit 8

tall


Unit 8

thin


Unit 8

fat


Unit 8




Unit 8




Unit 8



Unit 8



Unit 8



Unit 8



Unit 8

mouse

house

Unit 8

Unit 8

brown

mouth

Unit 8


Unit 8

town


gown

Unit 8


Unit 8



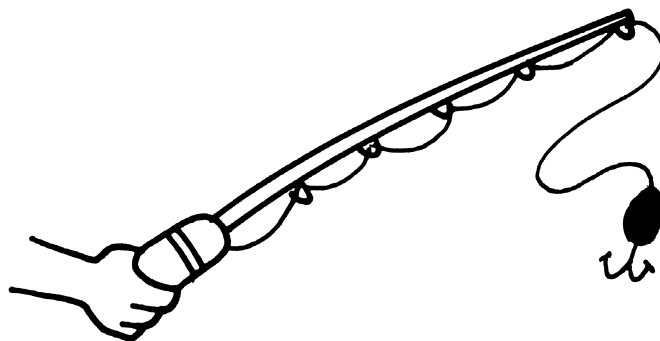
Unit 9




Unit 9



Unit 9



Unit 9



Unit 9



Unit 9



Unit 9



Unit 9

play badminton

Unit 9

play Ping-Pong

Unit 9

go fishing

Unit 9

snorkel

Unit 9

go sailing

Unit 9

go horseback
riding


Unit 9

listen to music


Unit 9

in-line skate

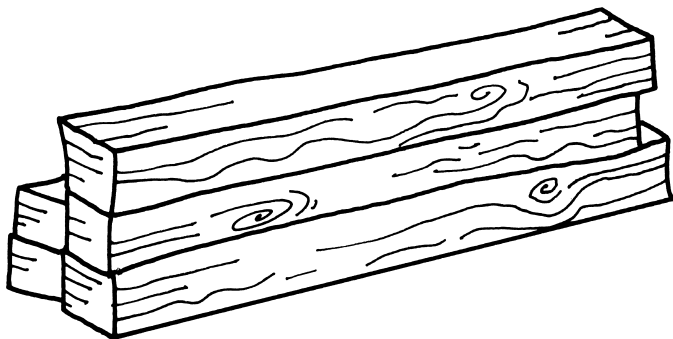
Unit 9




Unit 9




Unit 9



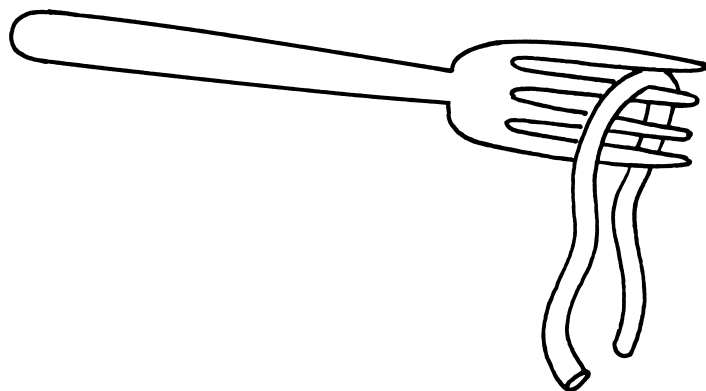
Unit 9



Unit 9



Unit 9



Unit 9

look

Unit 9

cook

Unit 9

broom

Unit 9

wood

Unit 9

noodle

Unit 9

moon


Unit 9



Unit 10



Unit 10



Unit 10




Unit 10



Unit 10



Unit 10



Unit 10



Unit 10

sing

Unit 10

collect stickers

Unit 10

take a nap

Unit 10

build a model

Unit 10

make a movie

Unit 10

read a
comic book


Unit 10

cycle


Unit 10

paint


Unit 10




Unit 10




Unit 10




Unit 10



Unit 10



Unit 10



Unit 10

dessert

clerk

Unit 10

Unit 10

shirt

bird

Unit 10


Unit 10

purse


curry

Unit 10

Unit 10




Unit 11




Unit 11




Unit 11




Unit 11




Unit 11



Unit 11



Unit 11



Unit 11

Venus

Unit 11

Mercury

Unit 11

Mars

Unit 11

Earth

Unit 11

Saturn

Unit 11

Jupiter


Unit 11

Neptune


Unit 11

Uranus

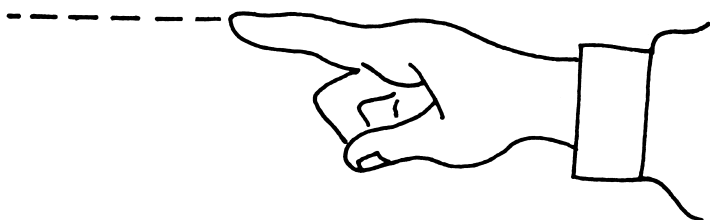
Unit 11




Unit 11




Unit 11



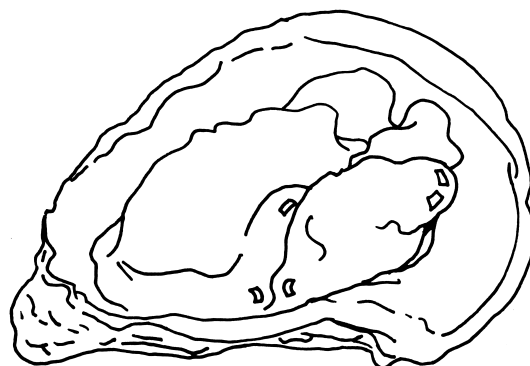
Unit 11



Unit 11



Unit 11



Unit 11

oil

boil

Unit 11

Unit 11

boy

point

Unit 11


Unit 11

oyster

joy

Unit 11


Unit 11




Unit 12




Unit 12




Unit 12



Unit 12



Unit 12



Unit 12




Unit 12



Unit 12




Unit 12



Unit 12



Unit 12



Unit 12

play the violin

Unit 12

musician

Unit 12

build things

Unit 12

engineer

Unit 12

help animals

Unit 12

vet

Unit 12

program
computers

Unit 12

computer
programmer

Unit 12

take care of
people

Unit 12

nurse


Unit 12

draw

Unit 12

artist


Unit 12




Unit 12




Unit 12




Unit 12




Unit 12



Unit 12



Unit 12




Unit 12



Unit 12




Unit 12



Unit 12



Unit 12



Unit 12



Unit 12



Unit 12



Unit 12

draw

saucer

walk

marker

Unit 12

Unit 12

Unit 12

Unit 12

shower

cloud

fork

park

Unit 12

Unit 12

Unit 12

Unit 12

shirt

clerk

spoon

cook

Unit 12

Unit 12

Unit 12

Unit 12

boy

coin

purse

Unit 12

Unit 12

Unit 12

I

I

You

You

He

He

She

She

It

It

We

We

They

They

you

you

he

he

she

she

it

it

we

we

they

they

I'm

You're

He's

She's

It's

We're

They're

I'll

You'll

He'll

She'll

We'll

They'll

Did

?

Yes

No

,

Unit 1

Unit 1

Unit 1

Unit 1

Unit 1

did

didn't

.

.

Unit 1
verb cards —
see page 57

Unit 1

Unit 1

Unit 1

Unit 1

.

didn't

.

Unit 2
verb cards —
see pages 57–58

What

Unit 2

Unit 2

Unit 2

Unit 3

did

do

?

.

Unit 3
verb cards —
see page 58

Unit 3

Unit 3

Unit 3

Unit 3

going

to

.

not

isn't

Unit 4

Unit 4

Unit 4

Unit 4

Unit 4

aren't

going

to

.

What

Unit 4

Unit 4

Unit 4

Unit 4

Unit 5

are

What's

going

to

have

Unit 5

Unit 5

Unit 5

Unit 5

Unit 5

?

going

to

have

some

Unit 5

Unit 5

Unit 5

Unit 5

Unit 5

a

.

in

the

.

Unit 5

Unit 5

Unit 6

Unit 6

Unit 6

won't

.

The

is

bigger

Unit 6

Unit 6

Unit 7

Unit 7

Unit 7

smaller

faster

slower

than

the

Unit 7

Unit 7

Unit 7

Unit 7

Unit 7

.

Which

one

is

the

Unit 7

Unit 8

Unit 8

Unit 8

Unit 8

tallest

Unit 8

shortest

Unit 8

fattest

Unit 8

thinnest

Unit 8

?

Unit 8

The

Unit 8

is

Unit 8

the

Unit 8

tallest

Unit 8

shortest

Unit 8

fattest

Unit 8

thinnest

Unit 8

.

Unit 8

What

Unit 9

do

Unit 9

does

Unit 9

like

Unit 9

to

Unit 9

do

Unit 9

?

Unit 9

like

Unit 9

likes

Unit 9

to

Unit 9

.

Unit 9

like

Unit 10

likes

Unit 10

,

Unit 10

but

Unit 10

don't

Unit 10

doesn't

Unit 10

like

Unit 10

.

Unit 10

Unit 10
verb cards —
see pages 58–59

want

Unit 11

wants

Unit 11

to

Unit 11

see

Unit 11

.

Unit 11

Let

Unit 11

me

Unit 11

him

Unit 11

her

Unit 11

us

Unit 11

them

Unit 11

look

Unit 11

.

Unit 11

Why

Unit 12

do

Unit 12

does

Unit 12

want

Unit 12

to

Unit 12

be

Unit 12

a

Unit 12

?

Unit 12

Because

Unit 12

like

Unit 12

likes

Unit 12

.

Unit 12

Unit 12
verb cards —
see page 59

cooked breakfast

Unit 1

listened to stories

Unit 1

laughed at jokes

Unit 1

climbed a mountain

Unit 1

watched the sunrise

Unit 1

played cards

Unit 1

washed the
pots and pans

Unit 1

cleaned the tent

Unit 1

drank soda pop

Unit 2

ate cotton candy

Unit 2

won a prize

Unit 2

went on a ride

Unit 2

saw a show

Unit 2

had lunch

Unit 2

bought tickets

Unit 2

took pictures

Unit 2

made the bed

Unit 3

fed the pets

Unit 3

swept the floor

Unit 3

took out the garbage

Unit 3

did the laundry

Unit 3

hung up the clothes

Unit 3

collecting stickers

Unit 10

singing

Unit 10

building models

Unit 10

taking naps

Unit 10

reading comic books

Unit 10

making movies

Unit 10

painting

Unit 10

cycling

Unit 10

playing the violin

Unit 12

building things

Unit 12

helping animals

Unit 12

programming
computers

Unit 12

taking care of people

Unit 12

drawing

Unit 12