


Big Surprise!



6

Class Book

Sue Mohamed


OXFORD

Big Surprise!

6

Class Book

Sue Mohamed



OXFORD
UNIVERSITY PRESS



The Surprise-p@! Club Starts today, 20th September!



Hi, I'm Jo Evans.
Can I join, please?

Yes, of course. How
do you spell Evans?

E-V-A-N-S

And how old
are you?


Eleven.

I'm Sam Ross.
I'm ten.

Hi, Sam. When's
your birthday?

On the 23rd
of March.



- 1 Listen, read and find Sam, Jo, Rob and Hannah.  1:01


I'm Hannah. I've got long brown hair and glasses. What do you look like?

Hi, I'm Jo. I'm eleven years old. How old are you?


I'm Rob. I'm wearing a shirt and a green T-shirt. What are you wearing?


Hi, I'm Sam. I like playing computer games. What do you like doing?

- 2 Ask and answer the questions above.

- 3 Listen and repeat.  1:02

11th 13th 15th 17th 19th 21st 23rd 25th 27th 29th 31st

- 4 Listen and say the missing numbers.  1:03


- 5 Listen and read the conversations. Then answer.  1:04

- 1 How old is Jo? What's her surname?
- 2 How old is Sam? When's his birthday?

- 6 Ask and answer.

How old are you?

When's your birthday?

- 7 Listen and sing.  1:05

What's your first name? How old are you?

Type in the box and then press 'Send'.

What's your favourite subject? What do you like doing?

Type in the box and then press 'Send'.

What do you do at home at the weekend?

Is it fun or not?

What's your favourite place for a holiday?

Is it cold or hot?

What's your first name?

How old are you? ...

- 8 Answer the questions in the song with a friend.

Welcome to the e-pal club. Answer this year's questions and register online. Remember! Do not use your surname!



Extra Activity!

Have you finished? Read and find.

a rhino a pineapple a biscuit a football a beach
a T-shirt trousers mountains carrots rollerblading



Lessons 3-4

- 1 Read and listen to the e-mail. How many e-pals have Sam and Jo got?



1:08

To: Sam and Jo

From: the Surprise e-pal club

Welcome to the Surprise e-pal club!

You have got six matches. They are from Peru, Japan, Morocco, Kenya, Britain and Russia.

Click here to go to the web page and meet your new e-pals.

[click here](#)

- 2 Listen and sing.



1:09

- 3 Look and read **How to send an e-mail.** Match the sentences and the pictures.



- 4 Listen and check.



1:10

- 5 Read and match a flag to each e-pal. Say where he or she's from.



He's from ...

She's from ...

- 6 Read again and answer.

Why is each e-pal in the e-pal club?
Because ...

- 7 Ask and answer with a friend.

What topics do you like best?

Life at home because I like parties
and *Past times* because I like history.

E-p@l Club

Big Surprise!



New friends on the e-pal club online!
With new friends have fun online!
Learn about new topics every time!
New friends on the e-pal club online!




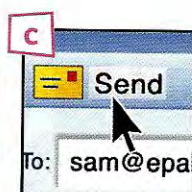




Like

Share

How to send an e-mail:

- 1 Click on your mail icon.
- 2 Open a new message.
- 3 Write your friend's e-mail address.
- 4 Write your message.
- 5 Do a spell check.
- 6 Click on **Send**.





Heroes and villains

I'm Keiko from Japan. Our flag is white with a red circle for the sun. My blog is about good and bad people. I'm in the e-pal club because I want to meet children from other countries ... heroes or villains!



Past times

I'm Dan from Britain. Our flag is red, white and blue. My blog is about history and hobbies. I'm in the e-pal club because I want to hear about other children's interests.

Your e-pals



Life at home

I'm Fadia from Morocco. Our flag is red with a green star in the middle. Connect to my blog to find out about parties. I'm in the e-pal club because I want to learn about festivities in other countries.



Fame and fortune

I'm Ivan from Russia. Our flag has got white, blue and red stripes. Go to my blog to learn about famous people. I'm in the e-pal club because I want to find out about other famous people.



Work and play

I'm Kioni from Kenya. Our flag has got black, red and green stripes. Click on my blog about jobs and weekend activities. I'm in the e-pal club because I want to know about other children's families.



Our planet

I'm Mario from Peru. Our flag has got a vertical white stripe between two red stripes. My blog is about holiday activities. I'm in the e-pal club because I want to know about holidays in other countries.

Drag and drop the flags to the e-pals.

a



b



c



d



e



f



Remember! Never tell anyone your password or write it down!



Heroes and villains

Lessons 1-2

1 Look at Keiko's pictures. Listen and repeat. 1:11

2 Listen and say the words. 1:12

3 Read, listen and answer True or False. 1:13

- 1 Manga cartoons are from Japan.
- 2 Keiko doesn't like manga cartoons.
- 3 She likes drawing manga characters.
- 4 Her favourite manga character is brave, but she's also nasty.

4 Listen and ask each other. 1:14

My favourite character is a man. Who is he?

Is he weak?

No, he isn't Weak Wizard.

Is he wise?

Yes, he's Wise Grandfather. Your turn.



Keiko's blog @ Keiko Japan

Hi. I'm Keiko from Japan. Manga cartoons are from Japan too. I love manga cartoons. I love reading them and I like drawing manga characters. My favourite character is Brave Warrior. She's really brave, she isn't nasty and she isn't scared.

Who's your favourite character? Is she or he nice or nasty?

My manga album

1 Old Witch



old

2 Young Cowboy



young

3 Strong Woman



strong

4 Weak Wizard



weak

5 Pretty Princess



pretty

6 Ugly Uncle



ugly

7 Brave Warrior



brave

8 Scared Alien




scared

9 Silly Girl




silly

10 Wise Grandfather



wise



Surprise Sounds!

5 Listen and repeat the sounds.



6 Listen and say the tongue twister.



How fast can you say it?

Uncle Alan, Uncle Alan,

Uncle Alan is ugly.

Uncle Adam, Uncle Adam,

Uncle Adam is angry.

7 Watch or listen and sing.



8 Sing with the replay words.



I want to be a hero

I want to be a hero,
A hero for my friends.

I want to be a hero,
For my friends.

I want to be **brave**,
I don't want to be **scared**.


I want to be happy,
I don't want to be sad.

I want to be **strong**,
I don't want to be **weak**.

I want to be good,
I don't want to be bad.

I want to be a hero ...

brave



happy



strong



good



Upload by Keiko: yesterday



Replay Replay Replay



nice



nasty



polite



rude

Comments



Great song! I love manga characters too. 😊

Ivan, Russia: yesterday

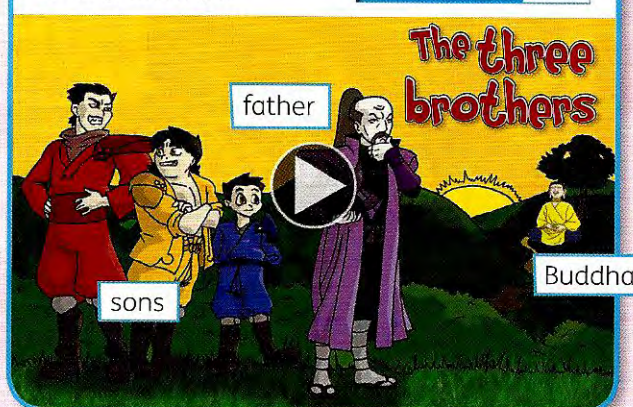
I want to be good and polite, but it's difficult
when I'm with my brother! Dan, UK: today

Add your comment! [Go to AB page 7](#)

9 Watch or listen to the story.
What five adjectives from Lesson 1
can you hear?



Loading ... A myth



1 Read, listen and answer the questions.



- 1 Who do the brothers visit?
- 2 Who's the hero of the story?
- 3 Why?

1

In a small mountain village, a wise old man talks to his three sons.

When I die, the wisest son can have the farm.

Who's the wisest son?



Mel

Climb the mountain and ask the Buddha.

3

Soon, they are lost. The oldest brother wants to be leader.


I'm older than you.
Let me lead.



5

But soon, rocks block their path.

I'm stronger than you.
Let me move the rocks.




2

The brothers climb the mountain. The big brothers are nasty to their small brother.

I'm older and wiser than you.


I'm stronger and wiser than you.



4

The youngest brother climbs a tree. He sees and points to a path. The oldest brother copies him.


I can see a path!



6

The rocks are too heavy to move. The youngest brother clears a path. The oldest brother copies him.

I can clear a path!



2 Find seven sentences: *I'm* (adjective + *er*) *than* you.

3 Find two sentences: *He's* (adjective + *er*) *than* me.


Grammar 1

X

I'm stronger than you.

He's weaker than me.


7 It is night time and the brothers are hungry.




8 He returns with no rabbit. The youngest brother makes a vegetable stew.




9 The next day, a bear blocks their path.



10 The bear stands up and roars. The oldest brother runs away.



11 Finally, they reach the Buddha.



12 I'm the Buddha. Let ME speak. The wisest brother is listening.



I'm the tallest.
She's the oldest.
Who's the shortest / heaviest?

- 1 Match the words to the letters.
Listen and check.



1:21



Replay Dictionary

heavy

light

long hair

short hair

short

tall

October 10th

Welcome to Class 6

Weigh  and measure  yourselves.

Stick your class identity information on the chart.

	Rob	Jo	Hannah	Sam
Birthday:	May 21st	September 24th	December 2nd	March 23rd
Weight:	40 kg	36 kg	34 kg	45 kg
Height:	1.50 m	1.35 m	1.45 m	1.47 m


a



I'm the tallest and
I'm the youngest.

b

I'm the shortest
and I'm the oldest.



c

I'm the lightest and I've
got the longest hair.



f

I'm the heaviest and I've
got the shortest hair.



- 2 Read, listen and repeat the
children's sentences.



1:22

- 3 Read and say the name.

- This child is taller than Jo. He's the heaviest.
- This child has got longer hair than Sam.
She's the lightest.
- This child has got shorter hair than Jo.
He's the youngest.
- This child is older than Hannah.
She's the shortest.

- 4 Listen and answer.



1:23

Who's the youngest?

Rob.

- 5 Ask your friend: *Who's the youngest /
oldest / tallest / shortest in your class?*

Extra Activity!

In pairs, ask and answer about the picture.

For example, *Who's the heaviest?*

1 Lesson 5

- 1 Listen and repeat. Match the adjectives with the most similar meaning.



happy popular brave
amusing intelligent healthy


happy - lucky

- 2 Read and listen. Answer.



- 1 What is Jo and Sam's attachment?
- 2 What is Penélope Cruz's number?
- 3 What group is she in?
- 4 Is it true?

Posts



Jo&Sam @Keiko We love your characters and their different personalities. Here's a number quiz. We hope you are good at maths! Find out about Penélope Cruz's personality. Follow the instructions and find out about your personality.

Today at 5.35

Number Quiz

Discover your number and personality!

- Write your first name.
- Change each letter to a number. Use this code.



Penélope Cruz

1	2	3	4	5	6	7	8	9
a	b	c	d	e	f	g	h	i
j	k	l	m	n	o	p	q	r
s	t	u	v	w	x	y	z	

For example: P e n é l o p e = 7 + 5 + 5 + 5 + 3 + 6 + 7 + 5

- Add all the numbers. (The total for Penélope is 43.)
- Add the two numbers (43 = 4 + 3).

Your number is ... (The number for Pénélope is 7.)



friendly



sporty



adventurous



funny



clever



lucky

Key



- One** = You're **more adventurous than** other people so you're in **the bravest** group.
- Two** = You're **politer than** other people so you're in **the nicest** group.
- Three** = You're **bigger than** other people so you're in **the tallest** group.
- Four** = You're **funnier than** other people so you're in **the most amusing** group.
- Five** = You're **friendlier than** other people so you're in **the most popular** group.
- Six** = You're **faster than** other people so you're in **the sportiest** group.
- Seven** = You're **happier than** other people so you're in **the luckiest** group.
- Eight** = You're **stronger than** other people so you're in **the healthiest** group.
- Nine** = You're **more intelligent than** other people so you're in **the cleverest** group.

- 3 Work out your number. Read the key.






- 1 Which group are you in?
- 2 Is it true?

- 4 Ask and answer with a friend. Talk about people in your family.

Who is the cleverest person in your family?

My sister. But she's lazier than me. Is your dad funny?

1 Find the parts of the face and head. 

2 Read, listen and match pictures a-d to steps 1-4.  1:27 

<http://www.wherewhenwhathow.co.uk>

MANGA CARTOON CHARACTERS

Manga cartoons are from Japan. Let's learn how to draw faces in the manga style. Use a pencil then rub out the lines and numbers.

Step 1

In the middle of a piece of paper, draw a vertical line. Draw an egg-shaped head around this line. Draw a horizontal line across the middle (line 3) and draw a line above (line 4). Draw two horizontal lines below line 3 (lines 2 and 1).

Step 2

Draw two short lines for the lips under line 1. Draw an angular jaw under the lips. Draw the nose between lines 1 and 2. Draw the ears between lines 1 and 3.

Step 3

Draw arched eyebrows on line 4. Draw big eyes between lines 3 and 2. Draw a black pupil in each eye. Draw a small white spot of light at the top of each eye.

Step 4


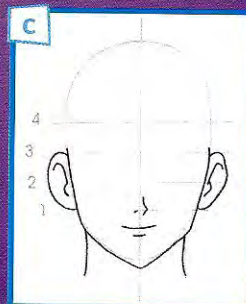
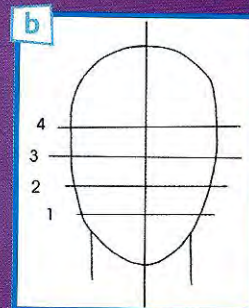

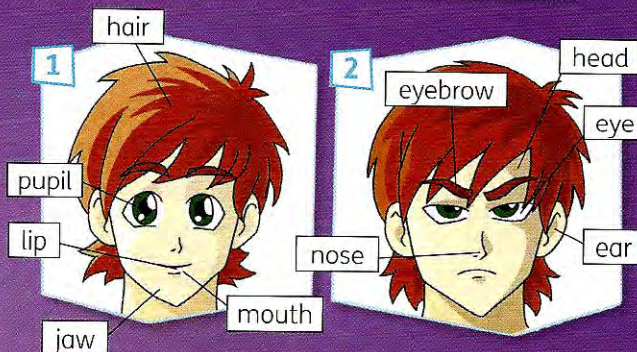
Start at line 3. Draw an extra line outside, round the top of the head. Go to the vertical line between the head and the hair line. Draw angular hair so it falls over the eyebrows. Draw more pieces of angular hair, some shorter, some longer.


Do you know?

Manga heroes have got bigger brighter eyes and shinier hair. Manga villains have got smaller darker eyes, dramatic eyebrows, longer noses and a mouth that goes down.

Good Boy Ben

Bad Boy Bob



3 Read again and answer: a manga hero or a manga villain. 

- 1 Who's got bigger brighter eyes?
- 2 Who's got more dramatic eyebrows?
- 3 Who's got a mouth that goes down?
- 4 Who's got shinier hair?

4 Ask a friend and answer.

Who's got brighter eyes?

A manga hero. Who's got a longer nose?

1 Lesson 7



1 Look at the grammar tables with a friend.
How many sentences can you write in three minutes?
Play the Stopwatch game.





Comparative adjectives			
I'm	older	than	Sam.
He's	bigger		you.
She's	wiser		me.
	heavier		
	friendlier		

Superlative adjectives			
I'm		oldest	in the family. in the class.
He's	the	biggest	
She's		wisest	
		heaviest	
		friendliest	

2 Play the communication game. AB page 85

3 Listen and repeat. Then act.

Say it!
I know.
I don't know.



4 Make a new dialogue about women record holders and practise.

- | | | |
|-----------|--------------|-----------------|
| woman | weightlifter | marathon runner |
| Yao Defen | Naomi Kutin | Paula Radcliffe |
| China | the USA | Britain |

Lesson 8

Now complete your Portfolio and Let's Check! Go to AB pages 13-14

2

Fame and fortune

Lessons 1-2

1 Look at Ivan's photos.
Listen and repeat. 1:31

2 Listen and say the words. 1:32

3 Read, listen and answer
True or False. 1:33

- 1 Ivan collects photos of famous people.
- 2 He doesn't like the things they wear.
- 3 He goes to town with his mum.
- 4 He buys the things in the photos.

4 Listen and ask each other. 1:34

Are you wearing boots?

Yes, I am. Are you wearing a ring?

No, I'm not. Are you wearing ...?



Ivan's blog @Ivan Russia

Hi, I'm Ivan from Russia. I collect photos of famous people and the fashionable things they wear. I think they look great! At the weekend, I go to town with my mum. We often see similar things in the shop windows. It's fun but we just look, we don't buy!

Are you wearing any of these things?



My photo album

1



a watch

2



a belt

3



a ring

4



a wristband

5



a rucksack

6



a chain

7



a hairband

8



boots

9



earrings

10



headphones

Surprise Sounds!

5 Listen and repeat the sounds /w/ and /r/.

1:35

6 Listen and say the tongue twister.

1:36

How fast can you say it?

A **w**atch, a **w**ristband,
I'm **w**earing a **w**atch and a **w**ristband.
A **r**ing, a **r**ucksack,
I'm **w**earing a **r**ing and a **r**ucksack.

7 Watch or listen and sing.

1:37

8 Sing with the replay words.

1:38

Followers of fashion

Out in the street,
I'm watching them shop,
With **boots** on their feet,
They just can't stop.
They're doing it with passion,
They're followers of fashion!
He's buying a **watch**,
Just look at that boy!
He's wearing a **belt**,

And jumping with joy.
He's doing it with passion,
He's a follower of fashion!
She's buying a **ring**,
Just look at that girl!
She's wearing **earrings**,
And giving a twirl.
She's doing it with passion,
She's a follower of fashion!



Upload by Ivan: Monday



Replay Replay Replay



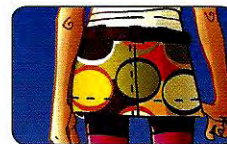
shoes



cap



shirt



skirt



glasses

Comments

I love new clothes so I love the song! 😊

Keiko, Japan: Monday

I love fashion too. I'm a follower of fashion!

Fadia, Morocco: Tuesday

Add your comment! Go to AB page 16

9 Watch or listen to the story. What three things does the princess give the eagle?

1:40

Loading ... A fairy tale with a twist

crown



eagle

princess

prince

1 Read, listen and answer the questions.



- 1 At the beginning, does the princess want to marry the prince?
- 2 At the end, does the princess want to marry the prince? Why / Why not?

Happily ever after




Princess Paula and Prince Harry often spend time together. 'You're very pretty. Please marry me when we're older,' says the prince. 'Yes, of course. Then we can live happily ever after,' says the princess.

The princess always wears lots of jewellery. Today she's wearing her gold crown, her pearl earrings and her new diamond ring.

'I love my ring. It's the prettiest ring in the world,' says the princess.

'Come on, Paula. Let's go swimming,' says the prince.



The prince and princess sometimes go to the swimming pool and they sometimes go to the lake.

'Let's swim in the lake today. It's nice and sunny,' says the princess.

'OK,' says the prince.

Princess Paula takes off her jewellery.

'I'm not taking off my crown. A real prince never takes off his crown,' says the prince.



Suddenly, the prince and princess see a giant eagle.

'Aha! A gold crown,' says the eagle.

'Don't be scared, Paula. I can protect you,' says the prince.

'I'm not scared!' says the princess.



The eagle takes the prince with his crown.

'Help!' shouts the prince.

'Don't be scared, Harry. I can save you,' says the princess.

- 2 Find and say two sentences:
The princess always ..., A real prince never ...

- 3 Find and say two sentences:
*Princess Paula and Prince Harry often ...,
The prince and princess sometimes ...*

Grammar 1

He	wears	a crown.
always / often / sometimes / never		
They	wear	



The princess puts on her jewellery.

'I've got an idea,' she says.

Princess Paula is very brave. She goes into the forest and talks to the eagle, 'Please free Prince Harry. Have my gold crown.'

'No. I prefer the prince's crown,' says the eagle.



Princess Paula is sad but she has another idea.

'Please free Prince Harry. Have my crown and my pearl earrings,' she says.

'No. I prefer the prince's crown,' says the eagle.



Princess Paula is sad but she makes a decision.

'Please free Prince Harry. Have my crown, my pearl earrings and my diamond ring,' she says.

'OK,' says the eagle.



But when the prince sees Paula, he's very angry.

'Where's your pretty jewellery?' he asks.

'The eagle has got it. But you are free and we can be together,' says the princess.

'But you haven't got a crown. You don't look like a real princess,' says the prince.

'You don't act like a real prince and I don't want you any more,' says the princess.

So the prince and princess don't get married and they don't live happily ever after.

Grammar 2

x


I always / often / sometimes / never play ...
 Does she / he play ...?
 Yes, always / often / sometimes.
 No, never.

- 1 Match the words to the letters. Listen and check.



Replay Dictionary

do aerobics
 do gymnastics
 do judo
 play handball
 play hockey
 skate
 ski
 swim



Hannah

I often skate.
 I sometimes ski.
 I never play handball.

Rob

I always play handball. I sometimes play hockey. I never do gymnastics.

Sam

I sometimes skate. I often do gymnastics. I never do aerobics.

Jo

I always do aerobics.
 I sometimes do judo. I never swim.

- 2 Read, listen and repeat the children's sentences.



- 3 Read and say the name.

- 1 He sometimes plays hockey and he always plays handball.
- 2 She never swims and she sometimes does judo.
- 3 He never does aerobics and he often does gymnastics.
- 4 She sometimes skis and she often skates.

- 4 Listen and answer.



Does Sam skate?

Yes, always.

Yes, often.

Yes, sometimes.

No, never.

- 5 Now think of some more questions and ask a friend.

Extra Activity!

Imagine you go to this Sports Club. Ask and answer with a friend. For example, *Do you ski?*

1 Listen and repeat the expressions in the text. How often do you do these things?




2 Read and listen. Answer.



- 1 What is Jo and Sam's attachment?
- 2 What activities does William do? How often?
- 3 What activities does Kate do? How often?

Posts



Jo&Sam @Ivan We love your story about Princess Paula. We've got a royal family in Britain – and a modern prince and princess. Their official names are the Duke and Duchess of Cambridge. We call them William and Kate. We are sending you a magazine article about them.

Today at 16.05

A modern prince and princess

Prince William is the Queen of England's grandson. His wife, Kate, is a princess because she is married to a prince. But she is not originally from a royal family. William and Kate work officially for the royal family; they go abroad or they help charities. They sometimes go to film premieres and they sometimes go to pop concerts and meet pop stars ... it's not all bad!



go to a film premiere




meet a pop star

William and Kate love sport. In winter, they always go on a skiing holiday. William sometimes flies helicopters.



go on a skiing holiday



fly a helicopter



go abroad

Of course, they do everyday things too. William often plays computer games. Kate sometimes watches TV. She loves fashion and she often goes shopping! When they can, they take their dog Lupo for a walk.

Before they are King and Queen, William and Kate want a 'normal' life. 'I'm Kate,' says Kate. William agrees, 'I like to be called William because that is my name and I want people to call me William ... for now.'



take the dog for a walk

3 Write about the photos of Kate and William.



- 1 What is she doing?
- 2 What is he doing?

4 Talk about accessories and clothes with a friend.

What are you wearing today?

What do you often wear at the weekend?

1 Look and match each photo to a text and a word in the title. 

2 Read and listen. Where does each material come from?  1:47

<http://www.wherewhenwhathow.co.uk>

Silk, pearls, gold and diamonds

Lots of people like wearing silk clothes and pearl, gold and diamond jewellery. But they are expensive. Do you know why? Let's find out more about these materials.

1 Gold comes from rock called gold ore. We get gold ore from mines, under the ground. There is not much gold ore so gold is expensive.

2 Diamonds are minerals and they come from rock. We get diamonds from mines, under the ground. Diamonds are expensive because they are difficult to find.

3 Pearls come from oysters, under the sea. Pearls form when dirt gets inside the oyster. Not all oysters form pearls so they are rare and expensive.

4 Silk comes from a silk worm. The worm eats mulberry leaves and then makes a silk cocoon. It sleeps in the cocoon and then it grows into a silk moth. We clean, spin and dye the silk from the cocoon to make clothes. The process is long so silk is expensive.



Do you know? Diamonds are the hardest mineral in nature.

 Like  Share

3 Read again and answer. 

- 1 Why is gold expensive?
- 2 Why are diamonds expensive?
- 3 Why are pearls expensive?
- 4 Why is silk expensive?

4 Ask and answer.

What is your favourite material?

Silk.

What is made of silk?

A scarf.



1 Play the Stopwatch game.

Present simple + adverbs of frequency			
I	always	wear	a ring.
They	often		a watch.
He	sometimes	wears	earrings.
She	never		boots.



Questions and answers (with adverbs)			
Do	you	wear boots?	always.
	they	skate?	Yes, often.
Does	he	do judo?	sometimes.
	she	work hard?	No, never.

Remember Present simple vs Present continuous
I *often wear* shoes but *today I'm wearing* boots.


2 Play the communication game. AB page 87

3 Listen and repeat. Then act. 1:48

Say it!
Lucky thing!
Poor thing!




4 Make a new dialogue and practise. mobile phone great using use MP3 player brilliant

1 Read and listen. Name the animals in the photos.  1:51

2 Read again and answer.



- 1 How does Eddie help look after his dog? How often?
- 2 How does Penny help look after the hamster? How often?
- 3 How does Sarah help look after the farm animals? How often?
- 4 How does Alex help look after the penguins? How often?
- 5 How does Pete help look after the elephants? How often?


3 Read again and answer. 


- 1 How many animals has Eddie got?
- 2 What does Penny sometimes do at Christmas?
- 3 Why does Sarah often wear boots on the farm?
- 4 What is Edinburgh Zoo famous for?
- 5 Why does Pete like the monkeys?

4 Find words for these things in the texts. How often do the children wear them?



5 Do the quiz. Listen and check.  1:52 


6 Listen to the song and answer: Where are they going? Who with?  1:54

7 Listen again and sing.  1:54



I'm Leon. This is me with my pet cat, Hero. British people love animals. We can see animals in lots of different places in Britain.

At home




1 I'm Eddie and I've got lots of pets. I've got a cat, a dog, a budgie and a goldfish. I take my dog for a walk every day. I often play with him in the park, after school. I always take a rucksack of his toys because he loves playing with a ball or Frisbee.

At school



2 My name's Penny. We've got a class hamster. We take turns to clean its cage and we often look after it in the school holidays. I sometimes take it home for Christmas. I love that!

On the farm



- 3 I'm Sarah and I live on a farm. We've got horses, ponies, sheep, pigs and goats. I help my parents. I sometimes give food to the animals and I sometimes clean where they live. I often wear wellington boots because it's muddy. My favourite animal is Eeyore the donkey.

At the zoo



- 4 I'm Alex. I live near the zoo in Edinburgh in Scotland. Edinburgh Zoo is famous for its penguin parade. I love watching the penguins when they eat fish! So I often look at my watch because I don't want to miss the penguins' teatime. I never give food to the animals at the zoo because it can make them ill.

At the wildlife park



- 5 I'm Pete. I like seeing wild animals free in the park. We can often get very near the elephants. I never make a noise because I don't want to scare them. I sometimes listen to music but I always wear headphones! The lions are in a separate place, of course. But the monkeys are best. They often jump right onto the car!

ANIMAL QUIZ

- 1 Which animal is braver?
 - a a lion
 - b a gorilla
- 2 Which animal is weaker?
 - a a cat
 - b a kitten
- 3 Which animal is more intelligent?
 - a a monkey
 - b a sheep
- 4 Which animal is the strongest?
 - a a horse
 - b a bear
 - c an elephant
- 5 What is the most popular pet in the UK?
 - a a cat
 - b a dog
 - c a budgie


Going to the zoo

Daddy's taking us to the zoo tomorrow,
Zoo tomorrow, zoo tomorrow,
Daddy's taking us to the zoo tomorrow;
We can stay all day.

*We're going to the zoo, zoo, zoo,
How about you, you, you?
You can come too, too, too.
We're going to the zoo, zoo, zoo.*

See the elephants with their long
trunks swinging,
Great big ears and long trunks swinging,
Sniffing up peanuts with their long
trunks swinging;
We can stay all day.

We're going to the zoo, zoo, zoo ...





Work and play

Lessons 1-2

1 Look at Kioni's photos.
Listen and repeat. 2:01

2 Listen and say the words. 2:02

3 Read, listen and answer
True or False. 2:03

- 1 Only people from Kenya work in Nairobi.
- 2 People work in lots of different places.
- 3 Everybody in Nairobi has got a job.
- 4 Kioni's step-dad hasn't got a job.

4 Listen and ask each other. 2:04

What's your granny's job?

She's a nurse. What's your uncle's job?

He's a builder. What's your mum's job?




Kioni's blog @Kioni Kenya

Hello! I'm Kioni, from Nairobi in Kenya. People from lots of countries work in Nairobi. They work in offices, at home, on farms or in the street. Some people haven't got jobs; they're unemployed. My step-dad works in a hospital. Can you see him? What jobs do people in your family do?



My photo album

1



a builder

2



a doctor

3



a shop assistant

4



a cleaner

5



a lawyer

6



an office worker

7



a vet

8



a reporter

9





a farmer

10






a nurse

5 Listen and repeat the sound.  2:05

6 Listen and say the tongue twister.  2:06

How fast can you say it?

7 Watch or listen and sing.   2:07

8 Sing with the replay words.  2:08

We can change things

There's a **lawyer** in town
And he can change things.
There's a **builder** in town
And he can change things.
There's a **reporter** in town
And he can change things.
And we say, 'One day
We can change things too!'
We can change things
To make life better.
We can change things too
... me and you.

There's a **doctor** in town
And she can change things.
There's a **cleaner** in town
And she can change things.
There's a **farmer** in town
And she can change things.
And we say, 'One day,
We can change things too!'
We can change things ...



Upload by Kioni: Sunday



Replay Replay Replay



postman



waiter



policeman



student



actor





teacher

Comments

My uncle's a photographer and he takes photos of celebrities. *Ivan, Russia: Monday*

I want to be a teacher. *Keiko, Japan: today*


Add your comment! [Go to AB page 27](#)

9 Watch or listen to the story. What four jobs from Lesson 1 can you hear?   2:09

Surprise Sounds!

Bernard's a builder. Carol's a cleaner.
Donald's a doctor. Lisa's a lawyer.

Loading ... A biography




1 Read, listen and answer the questions.



- 1 Does Kimani go to primary school when he is young?
- 2 Is there free primary education in every country?
- 3 Does Kimani think free education is important?

1 Kimani Maruge was born in Kenya in 1919, or 1920? or 1921? No one knows for sure!




KENYA




Name: Kimani Maruge
Place of birth: Kenya
Year of birth: 1919/20/21?


3 Kimani was a cowherd all his life. Sometimes the animals were sick and Kimani was sad.



5 Kimani's trousers weren't short enough.




The oldest pupil



4 In 2003, there was a new law in Kenya – free education for everyone. Kimani was about 84 years old!



6 Kimani walked to school with his grandchildren.



Grammar 1

X

He / She was ... He / She wasn't ...
They were ... They weren't ...

2 Find and say three sentences: *He was ...*, *He wasn't ...*

3 Find and complete three sentences: *Sometimes the animals were ...*,
Lots of older people were ..., *Kimani's trousers weren't ...*

7 At school, the head teacher was surprised.

Why do you want
free education?

I want to
be a vet.


I want to be
a doctor.

I want to
be a lawyer.




8 Kimani was in Class 1
with his grandchildren.
He was a good pupil.

What's the capital
of Kenya?



I know. Nairobi.

9 In 2004, Kimani was in the record books.
Lots of older people were at school now but he
was the oldest primary pupil in the world.




Look, Mr Maruge. It's you!

10 One day, there was a letter
from the United Nations in
the USA.

Mr Maruge, they want
you to go to the USA.

Why me?



They want you to talk about free education.

11 More than 100,000
poor children in the
world can't go to school.

2005. At the United Nations ...


Free primary education
is very important. Please
help the children.



12 There were lots of reporters at the United Nations.

People all round the
world want to know
about you, Mr Maruge.

Why do you go to school
when you are so old?



Because you are never too old to learn.

Grammar 2

I was at ...

I wasn't at ...

Were you at ...?

Yes, I was. No, I wasn't.

- 1 Match the words to the letters. Listen and check.




2:10



Replay Dictionary

- a bowling alley
- a cinema
- a football stadium
- home
- a park
- a restaurant
- a shopping centre
- a swimming pool



Homework for Monday

Answer these questions:

Where were you at the weekend?

Were you at home or somewhere else?

Be prepared to tell the class.

- 2 Listen and repeat the children's sentences.



2:11

- 3 Read and say the name.

- 1 I was at home on Saturday. I was at the swimming pool on Sunday.
- 2 I wasn't at home on Sunday. I was at the shopping centre.
- 3 I wasn't at home on Saturday. I was at the park.
- 4 I wasn't at home on Saturday. I was at the bowling alley.

- 4 Listen and answer for the children.



2:12

Were you at the restaurant on Saturday?

Yes, I was.

No, I wasn't.

- 5 Ask a friend about his / her weekend.

Extra Activity!

In pairs, ask and answer about the picture. For example, Was Jo at home on Sunday?

3 Lesson 5

1 Listen and repeat the times.



2 Read and listen. Answer.



1 What is Jo and Sam's link?

2 What was Aneesa's prize?

3 How was her day?

Posts



Jo&Sam @Kioni That was a great story about Kimani. We're sending you a link to a video diary. This young girl, Aneesa, wants to be a vet. She visited our favourite TV programme ever – *Animal Clinic*! She uploaded the video about her day ... it was brilliant!
Today at 17.45

12-year-old Aneesa wins a day at *Animal Clinic* with celebrity TV presenter Ralf Norris. Click here to see her video diary.

Click

6:05 AM

My mum and I were up early. I was so excited!

7:10 AM

We were on our way to London, in a TV company car!



9:55 AM

We arrived at *Animal Clinic*. Ralf Norris was there. He was talking to people with their pets.



11:25 AM

I was in the vet's clinic with Ralf and the vet. We were on camera!



2:50 PM

The vet was on camera in the operating theatre. Ralf and I were outside. The operations were scary but I still want to be a vet!



12:40 PM

Lunch was with Ralf Norris. It was great!



4:20 PM

There was a tour of the hospital with the vet. Animals only stay in the hospital overnight if they are very sick.



5:35 PM

I was sad to leave. It was the best day ever!

3 Read again. What time was Aneesa ... ?



- a in the TV company car
- b at *Animal Clinic*
- c with the vet
- d at lunch
- e outside the operating theatre
- f on a tour of the hospital

4 Ask and answer about these times with a friend.

afternoon:

2:35 PM

3:50 PM

evening:

6:20 PM

8:10 PM

9:40 PM

Where were you at twenty-five to three yesterday afternoon?

I was at school.

1 Look at the pictures. Which of these drums do you know?

2 Read, listen and match. Imitate the rhythm.



<http://www.wherewhenwhathow.co.uk>

The rhythm of drums



The influence of African music is in music all round the world. The first drums were from Africa and the beat of the drum gives rhythm to music. Let's find out about different drums and their rhythm.

1 This drum was originally from West Africa. It is one of the oldest drums in the world. You play it with your hands. It often accompanies African dance music.

2 This drum was originally from the Caribbean. The body of this drum is always metal with dents in it. You play it with sticks with rubber tips. It often accompanies Calypso music.

3 This drum was originally from Peru. You sit on the big box and play it with your hands between your legs. It often accompanies Flamenco music.


4 This drum was originally from Brazil. You can wear the drum over your shoulder and play it with one or two sticks. It often accompanies Samba music.



surdo drum



cajon drum



steel drum



djembe drum

Do you know? The influence of African rhythm is in most modern music: rock and roll, blues, jazz, reggae, rap and hip hop!

3 Read again and answer for each drum.



- 1 What's its name?
- 2 Where was it from originally?
- 3 How do you play it?
- 4 What's the name of the music associated with the drum?

4 Ask and answer.

What's your favourite instrument?

The guitar.

Can you play the guitar?

No, I can't.

3 Lesson 7



1 Play the Stopwatch game.

Past simple **was / were** affirmative and negative

I	was	at	home. the restaurant. the bowling alley. the swimming pool.
She	wasn't		
He			
You	were		
We	weren't		
They			



Questions and short answers

Were you	at	school? the park? the cinema?	Yes, I was . No, I wasn't .
----------	----	-------------------------------------	--

2 Play the communication game. AB page 89

say it!
Cool! Boring!

3 Listen and repeat. Then act. 2:18



4 Make a new dialogue and practise.

Friday a tennis match cousin's in front of
Sunday a hockey match friend's behind

Lesson 8

Now complete your Portfolio and Let's Check! Go to AB pages 33-34

4

Past times

Lessons 1-2

- 1 Look at Dan's pictures.
Listen and repeat.



- 2 Listen and say the words.



- 3 Read, listen and answer
True or False.



- 1 Dan is a schoolboy.
- 2 He doesn't like reading.
- 3 The story of Robin Hood is a legend.
- 4 Dan and Robin Hood are from the same part of Britain.

- 4 Listen and ask each other.




I'm thinking of a character.

What was this character like?

She was kind.

Oh, Maid Marion! I'm thinking of a character ...




Dan's blog @Dan Britain

Hi, I'm Dan from Nottingham in Britain. I love reading after school. My favourite book is the legend *Robin Hood*. Robin Hood and his friends were from Nottingham too. Read my blog and find out about the people in the legend. What was each character like?



My picture album

1 Robin Hood



generous

2 The Sheriff



greedy

3 Prince John



cruel

4 Maid Marion



kind

5 Friar Tuck



fat

6 Little John



thin

7 Will Scarlett



poor

8 Sir Guy




rich

9 The Jester TRA, LA, LA



10 Lady Jane



quiet

Surprise Sounds!

5 Listen and repeat the sounds /e/ and /i/.



6 Listen and say the tongue twister.



How fast can you say it?

Robin was very generous.
He was never rich.
The Sheriff was very rich.
He was never generous.

7 Watch or listen and sing.






8 Sing with the replay words.



Robin Hood

Robin Hood, Robin Hood
With his **merry** men.
He rides through the forest,
Then rides home again.
Robin Hood, Robin Hood
So **generous** and sure.
He takes from the rich
And gives to the poor.
Robin Hood, Robin Hood
Everywhere he goes,
Cruel people hate him,
Kind people love him so.
Robin Hood! Robin Hood!



Uploaded by Dan: Friday



Replay Replay Replay



happy



popular



nasty



nice

Comments

Robin Hood is one of my heroes! 😊
Keiko, Japan: Monday

This song is exciting!
Kioni, Kenya: Saturday

Add your comment! Go to AB page 36

9 Watch or listen to the story. Which five characters from Lesson 1 are mentioned in the story?



Loading ... A legend




1 Read, listen and answer the questions.



2:30

- 1 Who was Robin's enemy?
- 2 What type of contest was it?
- 3 Who was the winner?

ROBIN HOOD AND THE ARCHERY CONTEST



Narrator: A long time ago, Robin Hood lived near Nottingham in England. He lived in Sherwood Forest with his friends.

Little John: The Sheriff of Nottingham is a bad sheriff. He's cruel.

Robin: Let's help the people of Nottingham.

Narrator: The people worked hard, but they were very poor. The Sheriff of Nottingham was very rich.

Sheriff: Pay your taxes.

Poor man: Please don't take my money.

Narrator: Robin Hood and his friends waited for the Sheriff in the forest.



Robin: Stop! Give me the money.

Sheriff: Oh no, it's Robin Hood.

Narrator: Robin wanted the money for the poor people and they loved him.

Robin: Here's your money.

Poor man: Thank you, kind Robin.



Narrator: The Sheriff was angry. He wanted to catch Robin.


Sheriff: Robin loves archery. I can catch him at the contest.

Robin: I can win the gold for the people, Friar Tuck.

Narrator: Robin arrived at the contest with Little John. He looked like an old man.

Robin: Now the Sheriff can't recognise me.

Little John: There's Sir Guy, the Sheriff's friend. He's good at archery.



2 Find and say four sentences: *He lived ...*, *He wanted ...*, *He looked ...*, *... and they loved ...*

3 Choose and say the correct sentence: *Robin ... with the gold. (escaped / didn't escape).*

Grammar 1

He / She / They escaped with the gold.
 didn't escape



Narrator: The contest started at four o'clock.
There were forty archers.

Sheriff's man: Ready, steady, shoot!


Little John: Good luck, Robin.



Narrator: Only two arrows were on target.

Sheriff's man: This is the old man's arrow.

Sheriff: This is Sir Guy's arrow.



Narrator: There were two men left in the contest.

Sheriff's man: Ready, steady, shoot!

Little John: Good luck, Robin.

Narrator: Only one arrow was on target.
The contest finished and Robin was the winner.


Sheriff's man: It's the old man's arrow. Here's the bag of gold.

Sheriff: Only one man can do that. Robin Hood! Catch him!

Narrator: Robin Hood's friends helped him escape.

Friar Tuck and Little John: Come on, Robin. Quick! Let's go to the forest.


Sheriff: Stop!



Narrator: Robin and his friends escaped with the gold.

Poor people: Now we can eat and be merry.

Robin's friends: And the poor people can eat too. Hurray!



I played the guitar yesterday.
Did you play the guitar yesterday?
Yes, I did. No, I didn't.

- 1 Match the words to the letters.
Listen and check.



Replay Dictionary

listen to music

play the guitar

talk to friends

use the computer

walk home

watch TV

What did you do after school yesterday?
Write soon,
Dan

b



c



d



e



a



f



- 2 Listen and repeat the children's sentences.



- 3 Read and say the name.

- 1 I walked home and I talked to friends.
- 2 I used the computer and I played the guitar.
- 3 I walked home and I listened to music.
- 4 I used the computer and I watched TV.

- 4 Listen and answer for the children.



Did you play the guitar?

Yes, I did.

No, I didn't.

- 5 Ask a friend: *Did you ... after school, yesterday?*

Extra Activity!

In pairs, ask and answer about the picture.
For example, *Did Jo ... after school yesterday?*
Yes, she did. / No, she didn't.

1 Listen and repeat the activities in the survey. Which of these activities do you like doing?



2 Read and listen. Answer.



- 1 What is Jo and Sam's attachment?
- 2 What did the boys like doing best?
- 3 What did the girls like doing best?

Posts



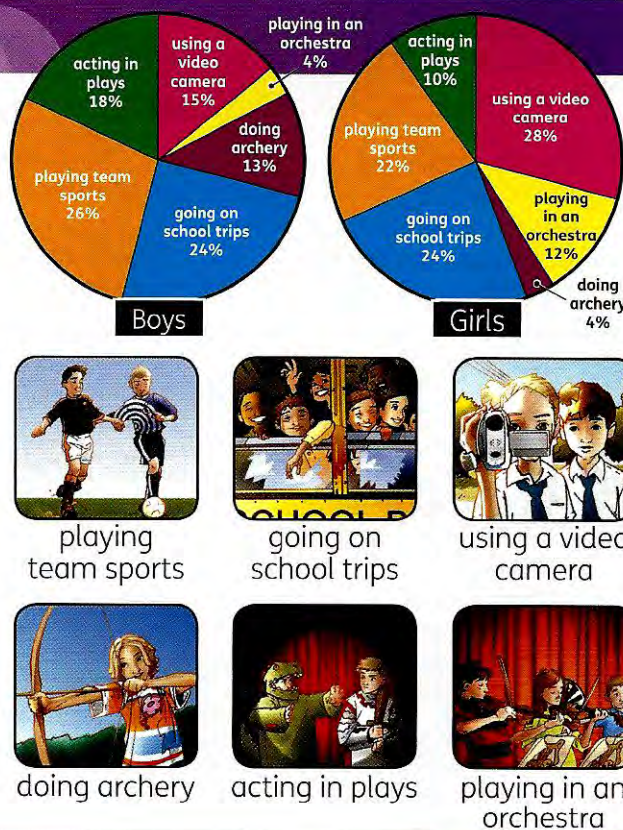
Jo&Sam @Dan We liked the Robin Hood story. We can learn archery at our after-school centre. We can do lots of other activities too. We asked our friends what they liked best last term. Here is our poster of the survey results.

Today at 2.45pm

Survey results

We go to Park Lane Primary school. 80% of the children in our class stayed for after-school activities last term. We asked them what they liked doing best.

- The boys liked acting in plays more than the girls.
- The girls preferred playing in the school orchestra.
- The boys really didn't like playing in the orchestra but they liked using a video camera to film the orchestra and school plays.
- Both boys and girls loved going on school trips. Their favourite trip last term was to Windsor Safari Park.
- The boys liked doing archery but their favourite activity was playing team sports, like football.
- The girls liked playing team sports too, but they really didn't like doing archery.
- The coolest activity for the girls was using a video camera.



3 Read again. Answer Yes or No.



- 1 All the children stayed for after-school activities.
- 2 The girls liked acting in plays more than the boys.
- 3 The girls liked playing in the school orchestra more than acting in plays.
- 4 The boys really liked playing in the school orchestra.
- 5 The boys liked doing archery more than playing team sports.
- 6 The girls loved using a video camera.


4 Ask about after-school activities with a friend.

What after-school activities do you like?



Playing the violin, skating and acting in plays.

What activity do you like best?

Skating.

1 Match a picture to these words. 

archery cycling Formula 1 racing the Olympic flag kitesurfing

2 Read and answer a, b or c. Listen and check.  

<http://www.wherewhenwhathow.co.uk>

History of sports quiz



Archery was an important sport in Robin Hood's time. Let's find out more about the history of sport.

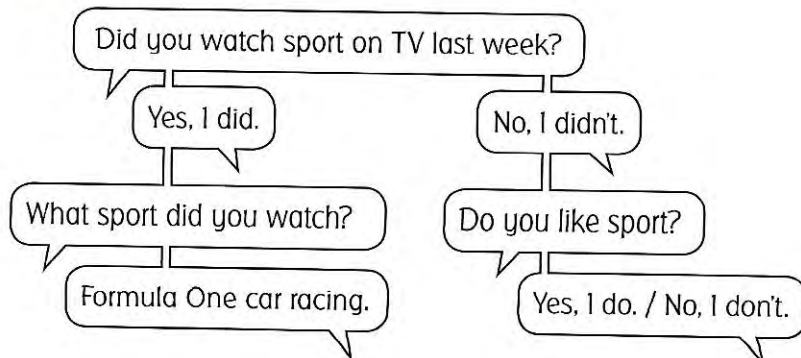


- 1 Early archers used ... to hunt animals.
a) a bat and ball
b) a bow and arrows
c) a kite
- 2 Football started 5,000 years ago in
a) Spain
b) Britain
c) China
- 3 Cesc Fabregas joined ... in 2011.
a) Arsenal
b) Real Madrid
c) Barcelona
- 4 ... was the Wimbledon tennis champion in 2012.
a) Rafa Nadal
b) Andy Murray
c) Roger Federer
- 5 ... received a world cup for kitesurfing in 2011.
a) Laia Sanz
b) Gisela Pulido
c) Daida Ruano
- 6 Fernando Alonso finished ... in the Formula One World Drivers' Championship in 2012.
a) second
b) first
c) third
- 7 Cyclists cycled through ... in the first Tour de France in 1903.
a) France
b) Italy
c) South America
- 8 There were ... in London in 2012.
a) Olympic Games and Paralympic Games
b) Only Olympic Games
c) Only Paralympic Games
- 9 The only sport in the first Greek Olympic Games was ...
a) chariot racing
b) running
c) horse racing
- 10 Sherman Poppen invented the first snowboard, called 'the snurfer', in ...
a) 1965
b) 1985
c) 2005

3 Read again and find the names for:

- 1 six sports
- 2 five countries
- 3 four types of sports equipment
- 4 three football clubs
- 5 three tennis champions
- 6 the most famous sporting event in the world

4 Ask and answer.





1 Play the Stopwatch game.

Past simple: regular verbs – affirmative and negative		
I	arrived	at 6 o'clock.
You	didn't arrive	
He	liked	playing tennis.
She	didn't like	
We	played	the guitar.
They	didn't play	



Questions		
Did	you she he they	arrive at 6 o'clock? like playing football? play the guitar?

Short answers		
Yes,	I she he they	did.
No,		didn't.

2 Play the communication game. AB page 91

3 Listen and repeat. Then act. 2:38

Say it!
Good idea!
Let's ... instead!



4 Make a new dialogue and practise.

bowling shopping Friday Saturday quarter to eight half past six the bowling alley the shopping centre

1 Read, listen and answer.



Is the information about a) the past or
b) the past and the present?

2 Read again and answer.



- 1 Was Emperor Claudius kind?
- 2 Was Valentine a religious man?
- 3 What was Valentine's message?
- 4 What were the first Valentine presents?
- 5 What four things do people send on Valentine's Day now?

3 Find the names of seven jobs in the information.

4 Answer with a friend.

- 1 What do you think? What's the most surprising Valentine fact?
- 2 Do you have a festival of love where you live? If yes, when?
- 3 What do you give the person you love? Is it a secret?

5 Listen to the song and find words for the pictures. Then sing.



6 Find coloured letters in the song to make four new words and complete the poem.



7 Listen and check. Learn the traditional poem.



Hi, I'm Daisy. Lots of British children make scrapbooks. They help us remember things we do. Here's a page with things I collected for Valentine's Day. There's information, a song, a poem, a card and a pressed rose. When I finished the page, I scanned it on my computer.

Valentine's Day

In Roman times, there was a festival of love in the month of February. Young women and men played games to find husbands and wives.

The Roman Emperor Claudius was very cruel. He wanted everyone to love the Roman gods. Valentine was a Christian and a religious man, so Claudius put Valentine in prison. In prison, there were Roman doctors, lawyers, teachers, farmers and builders. Rich or poor, they all loved Valentine because he was very kind.


Later, the martyr Saint Valentine put a goodbye message on his prison wall. It was for the woman he loved. The message was 'Your Valentine'.



In Britain, on Saint Valentine's Day in the 1400s, people started giving flowers, sweets and cards to the person they loved.



Now we celebrate St Valentine's Day on 14th February.



Traditionally, boys and young men write poems for the person they love. Girls and young women make Valentine cards for the person they love. Sometimes they give Valentine presents or roses too. We don't put our names on Valentine presents, cards or poems. It's a secret!



Valentine facts Did you know?

Last Valentine's Day ...

- 3% of pets received a Valentine present
- mums and dads received 20% of all Valentine cards
- postmen in Britain delivered more than 12 million Valentine cards
- people in the USA received more than 1 billion Valentine cards
- florists in Britain prepared more than 2.3 million bunches of flowers
- people all over the world received more than 50 billion roses

Sugar

*Sugar, ah, Honey, Honey.
You are my candy girl, and you've got me wanting you.
Honey, ah, Sugar, Sugar.
You are my candy girl and you've got me wanting you.*

I just can't believe the loveliness of loving you.
I just can't believe it's true.
I just can't believe the wonder of this feeling too.
I just can't believe it's true.

*Sugar, ah, Honey, Honey.
You ...*

Roses are ...
Violets are ...
Sugar is ...
And so are ...

Lessons 1-2

- 1 Look at Fadia's pictures.
Listen and repeat.



3:01

- 2 Listen and say the sentences.



3:02

- 3 Read, listen and answer
True or False.



3:03

- 1 The party was at Fadia's house.
- 2 It was Fatima's cousin's birthday.
- 3 She was eleven.
- 4 There were lots of people at the party.

- 4 Listen and ask each other.




3:04

Fadia had some cakes. Then she had some fruit juice. What's next?

She went home.

No. She said 'goodbye'.
Your turn.

Fadia saw her aunty and uncle. Then she saw her friends. What's next?



Fadia's blog @Fadia Morocco

Hi, I'm Fadia from Morocco. Last week, my cousin Fatima had a party. It was her birthday. She was eleven years old. Her mum and dad invited lots of family and friends. Here are some pictures from the day. Have a look.

Then can you remember what I did?



My picture diary

1



I went to Fatima's house.

2



I said 'Happy Birthday'.

3



I gave Fatima a present.

4



I gave Fatima some sweets.

5



I saw my aunty and uncle.

6



I saw my friends.

7



I had some cakes.

8



I had some fruit juice.

9



I said 'goodbye'.


10




I went home.

Surprise Sounds!


5 Listen and repeat the sounds.  3:05

6 Listen and say the tongue twister.  3:06

How fast can you say it?

7 Watch or listen and sing.  3:07

8 Sing with the replay words.  3:08



The birthday song

Let's party! Let's party!
Let's party and have fun!
If your birthday is in **January**,
Shout your name out everyone!
We went to a birthday party.
We gave birthday cards.
We said *Happy Birthday*
And partied very hard!
We had birthday cake.
We had milkshakes too.
Before we went and said goodbye,
There was lots for us to do.
Let's party! Let's party!
Let's party and have fun!
If your birthday is in **February**,
Shout your name out everyone!

Upload by Fadia: Saturday



Replay Replay Replay



March
April



May
June



July
August




September
October



November
December

Comments


I love going to parties and I love singing! 

Ivan, Russia: Saturday

I prefer the traditional 'Happy Birthday' song!


Dan, Britain: yesterday

Add your comment! Go to AB page 47

9 Watch or listen to the story.  3:10
Who had a party?

Loading ... A folk tale

Nasreddin and the pot



1 Read, listen and answer the questions.



- 1 At the beginning, who had the big pot?
- 2 What two things happened to the pot at Nasreddin's house?
- 3 Where was the pot at the end?

Nasreddin and the pot



A long time ago, there was a man called Nasreddin. He wasn't rich but he was kind.

'Please help me. I haven't got any money,' said a poor man.

'Here you are,' said Nasreddin.


Nasreddin's neighbour said in a loud voice, 'Ha ha! Nasreddin is silly. He hasn't got much money, but he gives money to the poor!'

Nasreddin was angry and wanted to teach his neighbour a lesson.

When Nasreddin and his wife had a new baby, Nasreddin decided to have a party. But he didn't have a cooking pot.

'The neighbour's got a big pot,' said his wife.


'I can go to his house for the pot,' said Nasreddin.



Nasreddin went to his neighbour's house.

'Please can I have your big pot?' he asked.

'Yes. Here you are,' said his neighbour.



The neighbour went to Nasreddin's party.

'Goodbye, Nasreddin. Don't forget my pot,' he said.

'Goodbye,' said Nasreddin.


The next day, Nasreddin went to his neighbour's house. He gave back two pots.

'Why have I got two pots?' asked the neighbour.

'Because your pot had a baby at my house,' said Nasreddin.

His neighbour was very happy. He went to his wife and said,

'Nasreddin is silly. I only gave him one pot but he gave back two.'



2 Find and say four sentences: *Nasreddin's neighbour said ...*, *Nasreddin went ...*, *He gave back ...*, *... Nasreddin had ...*

3 Find and say four sentences: *didn't have*, *didn't go*, *didn't give back*, *didn't say*.

Grammar 1

She went / had / saw / gave / said ...

He didn't go / have / give / say ...




The neighbour went to Nasreddin's party.
'Goodbye, Nasreddin. Don't forget my pots,' he said.
'Goodbye,' said Nasreddin.



The next day, Nasreddin didn't go to his neighbour's house.
He didn't give back the pots.

'Where are my pots?' asked his neighbour.

'I'm sorry. Your pots died at my house,' said Nasreddin.



The neighbour was angry and shouted at Nasreddin.
'Don't be silly. Pots can't die,' said his neighbour.
'Why not? You didn't say, "Pots can't have babies." If pots can have babies, pots can die!' said Nasreddin.
The neighbour realised Nasreddin was not so silly after all.
'I only wanted to teach you a lesson. Come and get your pot,' said Nasreddin.



Grammar 2

I got up / had / went / ...
 What time did you get up / have / go ...

1 Match the words to the letters. Listen and check.

Replay Dictionary

- get up
- have breakfast
- go to school
- have lessons
- have lunch
- go home
- have dinner
- go to bed



... Yesterday, I had lessons at 9.00. I went to bed at 8.30.

I had breakfast at 8.10. I had lunch at 12.15 ...

I got up at 7.05. I went to school at 8.20 ...

... I went home at 3.50. I had dinner at 6.25.

Art Competition
 What did you do yesterday?
 Draw a poster and tell the class.



2 Read, listen and repeat the children's sentences.

3 Read and say the name.

- 1 He got up at five past seven.
- 2 She went to bed at half past eight.
- 3 She had dinner at twenty-five past six.
- 4 She went home at ten to four.

4 Listen and answer for the children.

What time did you get up yesterday? At five past seven.

What time did you have lunch? At quarter past twelve.

What time did you go home? At ten to four.

5 Make questions and ask a friend.

Extra Activity!

In pairs, ask and answer about the picture.
 For example, What time did Hannah ...?
 What time did she ...?

1 Listen and repeat the words for jobs at home. How often do you do these things?



2 Read, listen and answer. Then listen, check and repeat.



- 1 What is Jo and Sam's link?
- 2 What is the past form of the verbs under the photos?
 - make • lay • feed • sweep • do • take out

Posts



Jo&Sam @Fadia Nasreddin made the food for his party. We often make food. It's one of our jobs at home. Here's a link to a children's forum on housework. These messages say how children from different countries helped at home. Today at 14.25

English Centre – Learn English

games

videos

discussion forums



Jobs at home:



make my bed



lay the table



feed the dog



sweep the floor



do the washing up



take out the rubbish

What did you do to help at home yesterday?

[Log in to post comments >>](#)



Message posted by Pierre from France on 15th April 17.39

Yesterday, I got up early and had breakfast. I didn't make my bed or do the washing up. My mum does those things in our house. I laid the table but my dad made lunch. After lunch, I took out the rubbish and I fed the dog.



Message posted by Lin from China on 21st April 12.32

My mum and dad are always very busy so I help a lot at home. Yesterday, I got up, I made my bed and I swept the kitchen floor before breakfast. After dinner, I did the washing up and Dad took out the rubbish.



Message posted by José-Luis from Argentina on 23rd April 14.47

Yesterday morning I had breakfast and I fed the dog. Then I went back to my bedroom, I made my bed and swept the floor. After school, I took out the rubbish and then laid the table for dinner. I didn't do the washing up. That's my older sister's job.

3 Read again. Then answer.



- 1 What jobs did each child do yesterday?
- 2 What didn't he or she do?
- 3 Who helped most at home?

4 Ask and answer with a friend.

How did you help at home yesterday?

I did the washing up.

Did you feed your pet?

No, I haven't got a pet.

1 Match words to numbers in the water cycle picture.



- a water treatment plant
- a river
- a reservoir
- a sewage treatment plant
- a drain
- a tap

2 Read, listen and follow the cycle. How did water get to your house yesterday?



<http://www.wherewhenwhathow.co.uk>

Water and our homes

- 1 First, rain and water from rivers collect in reservoirs.
- 2 Then, at the water treatment plant, they clean the water so it is safe to drink.
- 3 Next, they pump the water underground to our homes.
- 4 At home, you turn on the tap and you get water. We use it for cooking, washing and drinking.
- 5 Then, the dirty water goes down the drain. It is called sewage and it goes into sewers underground.
- 6 Finally, at the sewage treatment plant, they clean the sewage before it goes back into the rivers. Then the cycle starts again.

Do you know?

- A typical family uses about 1,300 litres* of water a day.
- A bath uses about 90 litres** of water and a shower uses about 30 litres***.
- Cleaning your teeth with the tap on uses about 6 litres**** of water.

Last week, I collected rain water and I gave it to my dog.

Yesterday, I had a shower, not a bath.

Last night, I cleaned my teeth. I turned off the tap when possible.

* enough to fill 4,000 cans of drink! ** 270 cans *** 90 cans **** 18 cans

3 Read and listen to the 'Do you know?' facts. Answer *True* or *False*.



- 1 We use a lot of water in a day.
- 2 A shower uses more water than a bath.
- 3 It's good to turn off the tap when you clean your teeth.
- 4 We can be careful and save water.

4 Ask and answer with a friend. Use these words.

wash my hair water the plants do the washing up

What did you do last week?

I washed my hair.

How did you save water?

I turned off the tap when possible.



1 Play the Stopwatch game.

Past simple: irregular verbs – affirmative and negative

I	got up	early.
You	didn't get up	
He	went	home.
She	didn't go	
We	had	dinner.
They	didn't have	

Questions about time

What time	did	you	get up?
			go to school?
			have lunch?



Short answers

At	seven o'clock.
	quarter to nine.
	half past one.

2 Play the communication game. AB page 93

Say it!
What's the matter?
I've got a stomach ache.

3 Listen and repeat. Then act. 3:19



4 Make a new dialogue and practise.

yesterday evening	Granny's	dinner	sandwiches
last night	Mary's	a snack	chips

6 Our planet

Lessons 1-2

- 1 Look at Mario's photos.
Listen and repeat.



- 2 Listen and say the words.



- 3 Read, listen and answer
True or False.



- 1 It's summer at the moment in Peru.
- 2 Mario only goes to the beach in the summer.
- 3 The weather in Peru is often good.
- 4 Mario likes going to the beach.

- 4 Listen and ask each other.




Do you look for treasure at the beach?

Yes, sometimes. Do you?

No, never.

Do you hide in caves?



Mario's blog @Mario Peru

Hi, I'm Mario from Peru. It's winter now but we go to the beach all year. We often have good weather. There are lots of things to do and I love the sea. Here are some of the things I do.

What do you do at the beach? How often?



My photo album

1



take a picnic

2



go fishing

3



find shells

4



hide in caves

5



look for treasure

6



jump into the sea

7



go on boats

8



take photos

9





go snorkelling

10



go waterskiing

5 Listen and repeat the sounds /f/, /s/ and /z/.  3:26

6 Listen and say the tongue twister.  3:27

How fast can you say it?



Surprise Sounds!


She sells sea shells.

She sells sea shells.

She sells sea shells on the sea shore.

How many 's's in that?

7 Watch or listen and sing.  3:28 

8 Sing with the replay words.  3:29

Summer holiday



We're all going on a **summer** holiday,
No more working for a week or two.
Fun and laughter on our **summer** holiday,
No more worries for me or you, for a week or two.
We're going where the sun shines brightly.
We're going where the sea is blue.
We've seen it in the movies,
Now let's see if it's true.

Everybody has a **summer** holiday,
Doing things they always wanted to.
So we're going on a **summer** holiday,
To make our dreams come true,
For me and you.

Uploaded by Mario: Sunday



Like

Share

Replay Replay Replay



autumn




spring



winter

Comments

Great song! I can't wait to go on holiday! 

Keiko, Japan: Monday


I really like this song! It's a real pop song.

Kioni, Kenya: Thursday

Add your comment! [Go to AB page 56](#)

9 Watch or listen to the story.
Which five expressions in
Lesson 1 are in the story?



Loading ... An adventure story 



penguin

vet

oil drum

Lesson 3

1 Read, listen and answer the questions.

 3:31

- 1 Who did the children visit?
- 2 What was on the penguin?
- 3 How did the children help?

1

Last month there was a school outing in Pisco, Peru. Grade 6 and their teacher visited a vet.

Look at that penguin.
It's very dirty.

It's got oil on it from the sea. I'm going to wash it.

2

The children helped the vet.

The penguin lives on that island, over there. Let's take the penguin home.

3

They all went on a boat to the island and the penguin jumped into the sea.

4

They looked around the island.

Let's explore
that cave.

I'm going to look for treasure.

5

There was no treasure in the cave.
There were lots of old oil drums.

Why are they
here?

People dump old oil drums to save money.

And oil contaminates animals.

6

Suddenly there was a noise.

Look! There's a boat
with two men in it.

Hide in the cave. I'm
going to watch the men.

I'm scared. I'm not going to watch!

ADVENTURE ISLAND

2 Find and say five sentences: *I'm going to ...*

3 Find and say a sentence: *I'm not going to ...*

Grammar 1

X


I'm going to wash the penguin.

I'm not going to wash the penguin.

7 The two men moved oil drums into the cave.


Look at that oil! Poor animals!

I've got an idea. Run back to my boat.



8 The teacher and the children got into the vet's boat. The vet got into the men's boat.


Ssh! Don't make a noise.



9 Then the men noticed.

Stop!


Look! The men can't go without their boat.



10 The vet and the teacher shouted at the men.

I'm going to take your boat to the police.


You can't dump oil drums here.



11 The police went to the island. Two hours later they arrived with the men.

Thank you for your help.


What an adventure!



12 At the end of term, Grade 6 had a party. The vet arrived with a reporter

I want to write about your adventure. I'm going to take your photo.

And we're going to be famous!



Grammar 2



She's going to ride a camel.
She isn't going to ride a camel.
Where are you going to go?
What are you going to do?

1 Match the words to the letters. Listen and check.



2 Listen and repeat the sentences.



Replay Dictionary

go camping

go kitesurfing

go shopping

play volleyball

ride a camel

visit museums

Britain

a



b



France

c



d



Morocco



e




Spain

f



The results of our
holiday survey.
This is where Jo,
Rob, Hannah and
Sam are going
to go.



3 Read and say the names.

- 1 She's going to go shopping but she isn't going to visit museums.
- 2 She's going to stay in Britain and she's going to go shopping.
- 3 He's going to play volleyball and he's going to go to France.
- 4 He's going to go kitesurfing but he isn't going to go camping.

4 Listen and answer for the children.



Where are you going to go?

I'm going to go to Morocco.

What are you going to do?

I'm going to go shopping and
I'm going to ride a camel.

5 Ask and answer the questions
in activity 4 with your friend.

Extra Activity!

In pairs, ask and answer about the pictures.
For example, *Where's Sam going to go?*

1 Listen and repeat the tourist activities under the photos.




2 Read and listen. Answer.



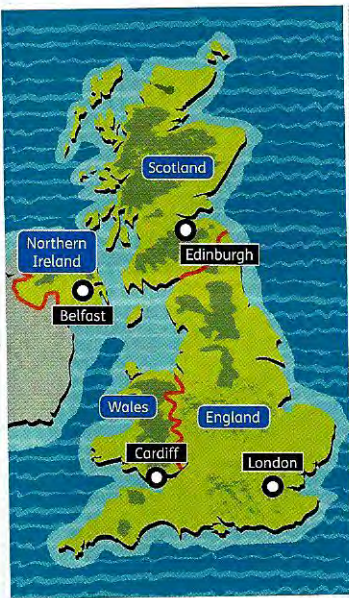
- 1 What is Jo and Sam's attachment?
- 2 What are the four parts of Britain called?
- 3 When is the best time to go to each part?

Posts



Jo&Sam @Mario You said it's winter in Peru. In Britain it's summer. Sometimes it's hot and sometimes it's cold. There are four countries to visit in Britain. Here's a leaflet about them. We hope you are going to visit Britain sometime. Today at 9.55

Come to Britain • a reason for each season



WINTER IN SCOTLAND

Come, if you aren't scared of the snow ... perfect for skiing and snowboarding! Go inside and listen to traditional bagpipes. Visit the lakes (lochs). If you're lucky, perhaps you can see the Loch Ness Monster!



go sightseeing

SPRING IN ENGLAND

Spring is the best time to go to London. Take the tourist bus and go sightseeing. But remember it's an open-top bus. It's often sunny but it rains a lot, so don't forget your umbrella!



listen to the bagpipes

SUMMER IN NORTHERN IRELAND

It isn't always hot but there's always a warm welcome! Watch Irish dancing and listen to Irish songs. Stay in a bed and breakfast near the sea. If you don't want to swim, you can have a barbecue on the beach.



watch Irish dancing



have a barbecue



stay in a bed and breakfast



go to a singing competition

AUTUMN IN WALES

Do you want to do something different? How about going to a singing competition? People in Wales are famous for their voices. Go horse-riding and camping. It's often hot and sunny but it's also windy. So hold on to your hat and tent!

3 Read again and answer.



- 1 What's the weather like in each season in Britain?
- 2 What can you do in each part of Britain?

4 Ask and answer with a friend. Imagine you are going on holiday to Britain.

Where are you going to go?

To Scotland.

What are you going to do?

I'm going to listen to bagpipes.

1 Read, listen and match.



<http://www.wherewhenwhathow.co.uk>

Global warming



The weather is getting hotter all over the world. The Arctic and Antarctica are at the North and South Poles. They are the two coldest places on the planet. But with global warming, they are getting warmer. Let's find out more about global warming.

1 Penguins live on the ice in Antarctica. They eat cold-water fish. With global warming the water gets warmer. The fish swim away to find colder water. The adult penguins leave their babies and follow the fish. They get very tired because they swim too far and lots of these penguins die. At home, without food from the adult penguins, the baby penguins die.


2 Polar bears live on the ice in the Arctic. They eat seals. The seals hide in the ice and eat fish. The fish find food in the ice. With global warming, the ice melts and the fish swim away to find ice and food. The seals follow the fish. The adult polar bears then follow the seals. At home, without protection and milk from their mothers, the baby seals and polar bears die.

3 Pollution contributes to global warming. We use lots of electricity and petrol, and they pollute the air. We can help limit global warming in simple ways. We can turn off lights, TVs and DVD players. We can cycle or walk and not always go by car. And if we do these things, we can help save the animals and our planet!

a



b



c



Do you know?

50% of the Adélie penguins in Antarctica died in the last 10 years.

2 Read again and answer True or False.



- 1 The weather is getting hotter.
- 2 Seals and penguins follow the fish to colder water.
- 3 The baby animals can live without their mothers.
- 4 Electricity and petrol don't cause pollution.
- 5 If we turn off lights and walk, we can limit pollution.

3 Answer with a friend.

What things can we turn off at home?

The cooker, ...

Where can we walk so we don't use the car?

To school, ...

6 Lesson 7



1 Play the Stopwatch game.

going to + verb (future) – affirmative and negative

I'm	going to	watch the men. take a photo. look for treasure.
I'm not		
He's		
He isn't		
She's		
She isn't		

Questions with where and what



Where	are	you	going to go ?
I'm going to			go to France. go to the beach.
What	are	you	going to do ?
I'm going to			visit museums. take photos.

2 Play the communication game. AB page 95

3 Listen and repeat. Then act. 3:39

Say it!

Sounds alright!
No way!



4 Make a new dialogue and practise.

second
third

fantastic
brilliant

the shopping centre
the gym

the library
do aerobics

Lesson 8

Now complete your Portfolio and Let's Check! Go to AB pages 62–63

- 1 Read and listen to Beth's blog.
Did Beth have a good sleepover?



- 2 Read again and answer.



- 1 What did Beth do before her friends arrived?
- 2 What did she do when they arrived?
- 3 Where did they make the beds?
- 4 Did they wear pyjamas for the party?
- 5 What party activities did they do?
- 6 What time did they have brunch?

- 3 Answer with a friend.

- 1 Do you have sleepovers?
If yes, who do you invite, friends or family?
- 2 Which of Beth's sleepover activities do you like best?
- 3 Do you like the idea of brunch? What food or drink can you have for brunch?

- 4 Read and listen to Simon's blog.
Correct these sentences.



- 1 The boys are going to have a sleepover for Simon's birthday.
- 2 They're going to take tents to Tom's house.
- 3 They're going to sleep in the house.
- 4 They're going to help Tom's dad make the barbecue.
- 5 They're going to play football.
- 6 They're going to go to the mountains for Tom's birthday treat.
- 7 They're going to have a fishing lesson.

- 5 Answer with a friend.

- 1 Which sleepover do you prefer, Beth's or Simon's?
- 2 Do you like camping? Where can you camp?
- 3 Do you have barbecues? If yes, do you like barbecued meat, fish or vegetables?
- 4 What's your favourite activity at the beach?



Hi, I'm Beth. In Britain we often have sleepovers and stay at friends' houses overnight. Last weekend, I had some friends to stay and next weekend my brother Simon is going to stay at his friend's house.

Last weekend *by Beth*



Saturday


8.50 am–11 am

I went supermarket shopping for the sleepover with Dad. At home, I helped Mum with jobs around the house. I swept the floor, fed the dog and took out the rubbish.

Next weekend *by Simon*

Saturday afternoon

My friend Tom is going to have a boy's sleepover. It's his birthday. On Saturday afternoon Ben, Tony and I are going to arrive at Tom's at about 3 pm. We're going to take sleeping bags because we are going to camp in the garden overnight. When we arrive we're going to put up the tent and have a pillow fight.



11.25 am

When my friends Karen and Molly arrived, we went sightseeing in Windsor with Mum and we visited Windsor Castle.



6.55 pm–12 am!!!

When we got home, we made beds on the floor in my bedroom and put on our pyjamas. Then the sleepover party started! We watched a DVD. We listened to music, told secrets and had lots of pizza, popcorn and lemonade. We went to sleep very late. Karen said she didn't sleep at all!



Sunday 10.20 am

In the morning we were very tired and we didn't get up until twenty past ten. We had brunch at 11.15 am. Brunch is my favourite meal – breakfast and lunch together. Yummy! After brunch, Karen and Molly went home. What a great sleepover! I took lots of photos.



Saturday evening

At about 6.30 pm we're going to help Tom's mum make the barbecue. When it's dark we're going to play hide-and-seek by torchlight. There's electricity in the garden so we can play board games too.


Sunday morning

Tom's dad is going to take us to the beach at about 7 o'clock. It's Tom's special birthday treat. We're going to go fishing, hide in caves and have a waterskiing lesson. Brilliant! Before we go home, we're going to have a picnic and birthday cake!



On holiday

We're going to Bournemouth!

- 1 Read and listen. What type of holiday is Sam going to have?  3:45

Where are you going to go on holiday?



To Bournemouth.

What are you going to do.



Let's search and see what else you can do.

We're going to play on the beach.

- 2 Look at the photos. What is each person doing?

- 3 Read, listen and choose.  3:46 

- The family **often** / **never** do all the work in their bed and breakfast.
- You **sometimes** / **never** have dinner at a 'bed and breakfast'.
- The shop assistants **are** / **aren't** often rude at the shopping centre.
- You can **sometimes** / **never** go donkey riding on the beach.
- A holiday in Bournemouth is **never** / **always** interesting.

- 4 Read Sam's timetable. Listen and find five differences:  3:47 

He isn't going to ..., He's going to ...

- 5 Ask and answer. Take turns and use these words.

- arrive at Bournemouth / the bed and breakfast
- have breakfast / a picnic / a barbecue
- go to the beach / a theme park / a cafe

What time are they going to arrive at Bournemouth station?


At ten past eight.

Things to do in and around Bournemouth



Staying in Bournemouth

Stay at a family-run 'bed and breakfast' – it's traditional at the seaside! The family often do all the housework and make the food but they sometimes have cleaners or cooks to help them. The only meal is breakfast and they don't often have professional waiters.





Castle Point Shopping Park

This is the largest shopping park in Britain. It's got the most popular shops and the friendliest shop assistants in the region. Come and buy clothes, watches, rings, chains and earrings. And don't forget some headphones; think of your neighbours on the beach when you listen to noisy music!




Other entertainment

A holiday in Bournemouth is never boring. You can always go bowling or on a balloon ride. You can sometimes go to a pop concert or a film premiere, and see famous singers and actors! If you can, go to *Adventure Wonderland*, a children's theme park, and go on a funfair ride.

Beach activities

Bournemouth has 11 kilometres of the sandiest and safest beaches in Britain. Go swimming, snorkelling, surfing and waterskiing. There are sometimes donkey rides on the beach. This is a traditional seaside activity and lots of fun.



Tomorrow's timetable Our first day in Bournemouth

- 8.10 am arrive at Bournemouth station
- 8.20 am have breakfast in a cafe
- 9.05 am arrive at the bed and breakfast and leave our bags
- 9.35 am go to the beach
- 12.00 pm have a picnic
- 1.30 pm go to 'Adventure Wonderland'
- 6.00 pm go back to the beach and have a barbecue
- 8.30 pm go back to the bed and breakfast and plan the next day!

Visit to Bournemouth

- 1 Read, listen and match. Did Sam like the first day of his holiday?

3:48



- 2 Read Sam's diary again and answer.



- Did Sam collect shells?
- Did he go on the runaway bus ride?
- Did he play a game called 'Dig up the gold'?
- Did he have coffee for breakfast?
- Did he have lunch and dinner on the beach?

- 3 Read Sam's diary again and say **True** or **False**.

- He went on a boat and he went snorkelling.
- He took photos on the beach.
- He visited the pet zoo at the theme park.
- He saw a play at the theme park.
- He had sausages for breakfast.

Sam's diary - private!

- We went to Bournemouth beach this morning. We went on a boat and I went snorkelling. It was brilliant; I saw some fantastic fish. Then I collected shells for my shell collection. We've got lots of photos to put on the computer at home. I didn't take the photos ... that was Dad's job.
- Later we went to a children's theme park, called 'Adventure Wonderland'. I went on the runaway train. It was brilliant! I didn't visit the pet zoo because we have a zoo where I live. I played a game called 'Dig up the gold'. I dug up seven pieces of gold and they gave me a prize! At 3 pm we saw a play of 'Alice in Wonderland'. It was great!
- We had lots to eat today. When we arrived, we had breakfast in a cafe in town. I had an English breakfast and tea. I didn't have a sausage because I don't like sausages. For lunch we had a picnic on the beach. And in the evening we had a barbecue. There are four special beaches for barbecues in Bournemouth. I had fish and a big salad. Mmm, delicious! It was a great first day of the holiday.



- 4 Correct the three false sentences in activity 3: **He didn't ...**, **he ...**



- 5 Ask and answer about your last visit to the beach.

Where did you go?

I went to Sitges.

What did you do?

I went diving and waterskiing.

1 Read, listen and answer.



- 1 What is the name of the play?
- 2 Where is it on?
- 3 What time is it on?
- 4 What days is it on?
- 5 How much is a ticket for Sam?



The Bournemouth Theatre presents an Aesop's fable

The rich man and his gold

Aesop's fables

Aesop lived in Greece about 2,600 years ago. He was a slave; he worked for other people but he didn't get any money. He was also a great writer of fables.

A fable is a short story with a moral message. Some of Aesop's fables are especially for children. Aesop wanted to teach children to be kind and generous, not cruel or greedy. There are often animals in his stories; but the animals always talk and act like people. There are sometimes people in the stories too. They all teach us important moral lessons.



The Bournemouth Theatre, Beach Road, Bournemouth BH1
Take a leaflet and read about Aesop.

Wednesdays,
Fridays and Sundays

7.00 pm to 8.30 pm

Tickets at the door

• Children: £8 • Adults: £10

2 Read, listen and answer.



- 1 What country was Aesop from?
- 2 What is a fable?
- 3 Who are the characters in a fable?
- 4 What does a fable teach us?

3 Listen to Sam and his sister after the play and answer.



- 1 Did Sam and his sister like the play?
- 2 Who was more scared, Sam or his sister?
- 3 Who was wiser, the rich man or his neighbour?
- 4 Who was the silliest character?
- 5 Who was the most interesting character?

4 Listen and answer. Then listen and sing.




- 1 What are we going to see?
- 2 Who is the message for?

Off to the theatre
What a brilliant play!
And it's on all summer
Come and see it today.

Off to the theatre,
A play for us to see
One of Aesop's fables
A message for you and me.

Off to the theatre ...

The rich man and his gold



Scene 1: At the market.

Narrator: There was once a rich and greedy man. But he wasn't happy. He had lots of expensive things but he didn't have any gold.

Merchant: I've got a big piece of gold. Buy my gold, then you can be happy!

Rich man: OK.

Scene 2: In the garden.

Narrator: So, the rich man got the piece of gold.

Rich man: This is my secret. I'm going to hide the gold in a hole in my garden.

Neighbour: What are you doing in your garden, neighbour?

Rich man: Nothing!


Scene 3: At night.

Narrator: Every night, the rich man dug up the gold and looked at it.

Rich man: I love my gold! But now I'm going to hide it in the hole again.

Robber

(to himself): Aha! I can see you. I'm going to take your gold.






narrator



rich man



merchant



neighbour





robber

Scene 4: A robbery.

Narrator: The robber took the gold.
And he put a big stone in
the hole instead.

Robber: Now I've got the gold.

Rich man: Stop! Stop! What are you
doing in my garden?



Scene 5: An important lesson.

Narrator: The rich man went to dig up his gold
and he took out the big stone.

Rich man: Oh no! The robber has got my gold.

Neighbour: Your gold?

Rich man: Yes, I had a big piece of gold in a
hole in my garden.

Neighbour: Did you use your gold?

Rich man: No, I only looked at it.

Neighbour: Then look at the stone instead. You
didn't use the piece of gold, so it
was no different from a stone!

Narrator: So the rich man learned an
important lesson. And it's time for
us to sing!

All: Off to the theatre ... 

Now you are ready to perform your play.


1 Read, listen and match.



4:01



- 1 On Bonfire Night the British people remember Guy Fawkes. On 5th November 1604, he wanted to blow up the Houses of Parliament and kill the King.
- 2 Hi, I'm Katie. I love Bonfire Night. The day before, I always make a guy with my brother, Charlie.
- 3 We go to the shops with Dad. Children can't buy fireworks so Dad buys fireworks for us. I like sparklers best. Charlie likes rockets.
- 4 On 5th November, we put on our coats, scarves and gloves and go to our friends' house for tea. We have delicious food: hot dogs and toffee apples ... Mmm!
- 5 In the evening, there's a firework display in our nearest park. We put our guys on the bonfire. The adults light the fireworks because we can't. But we can hold sparklers. That's why I like sparklers best!



2 Read again and answer.



- 1 Who do British children remember on 5th November?
- 2 When do Katie and Charlie make their guy?
- 3 Why does Dad buy the fireworks?
- 4 What food is typical on Bonfire Night?
- 5 Where is the firework display?

3 Answer with a friend.

- 1 When do you have fireworks?
- 2 Where can you see fireworks?
- 3 Do you have firework displays?

4 Listen and match the pictures to the words in colour. Then sing.



4:02



Reach

Reach for the stars.
Climb every mountain higher.
Reach for the stars.
Follow your heart's desire.
Reach for the stars.
And when that rainbow's
Shining over you,
That's when **your dreams**
Will all come true.

Reach for the stars.
Climb every mountain higher.
Reach for the stars.
Follow your heart's desire.
Reach for the stars.
And when that rainbow's
Shining over you,
That's when **your dreams**
Will all come true.



We've got to all stick together.
Good friends, there for each
other.
Never ever forget that I got you
And you got me.



5 Match the instructions to the pictures.



Recipe for toffee apples



Ingredients


90 g sugar	1 ml vinegar
6 apples	70 g butter
30 ml water	6 sticks

- 1 Put a little oil on a baking tray.
- 2 Mix the sugar, butter, vinegar and water in a saucepan. Heat and stir the toffee.
- 3 Boil the toffee for 10 minutes.
- 4 Push a stick into each apple.
- 5 Dip the apples in the toffee.
- 6 Put the toffee apples on the baking tray and wait.




Eat when the toffee apples are cold and hard.

Ask an adult to help you.



1 Read and listen to what British children do at Christmas time. Match a picture to each date.

4:03



Simon and Clare's Christmas diary

1st December

We always get an advent calendar. We can open one door every day until Christmas Eve.

10th December

About now, Mum makes mince pies and the Christmas cake.

15th December

We send Christmas cards to all our friends and family. We also buy and wrap presents for our family and good friends.

21st December

It's time to decorate the Christmas tree and to put Christmas decorations up in the living room.

24th December

It's Christmas Eve. We always hang our Christmas stockings at the end of our beds.

25th December (morning)

It's Christmas Day. We can open our stockings and other presents now!

25th December (lunchtime)

We have turkey, roast potatoes, sprouts and other vegetables for Christmas dinner ... and Christmas pudding of course! We pull crackers and wear paper hats.

Merry Christmas everyone and a happy New Year!



2 Read again and answer.



- How often do the children open a door on the advent calendar?
- What does Mum make before Christmas?
- Who do the children buy presents for?
- What do they decorate?
- What's another name for 24th December?
- Where do they hang their Christmas stockings?
- What can they open on Christmas morning?
- What do they eat for Christmas dinner and what do they pull and what do they wear on their heads?

3 Answer with a friend.

- What do you do on Christmas Day?
- What other dates are important?
- Do you give cards and presents? Who to?
- What do you eat?

4 Listen and match the best picture to each verse. Then sing.




Merry Christmas!

We wish you a merry Christmas

- 1 We wish you a merry Christmas
We wish you a merry Christmas
We wish you a merry Christmas and a happy New Year.
*Good tidings we bring
To you and your kin.*
We wish you a merry Christmas and a happy New Year.*
- 2 We all want some figgy pudding**
We all want some figgy pudding
We all want some figgy pudding and a cup of good cheer.***
Good tidings we bring ...
- 3 We won't go until we get some
We won't go until we get some
We won't go until we get some so bring some out here.
Good tidings we bring ...

* family ** Christmas pudding *** happiness




5 Make a Christmas cracker.

You need:

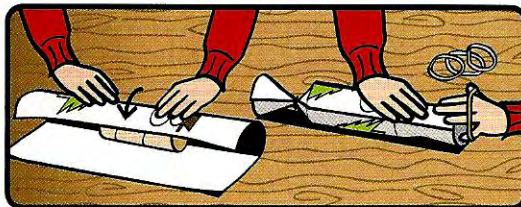
- a cardboard roll
- a big piece of paper (A4)
- a small piece of paper (5 cms)
- 2 elastic bands



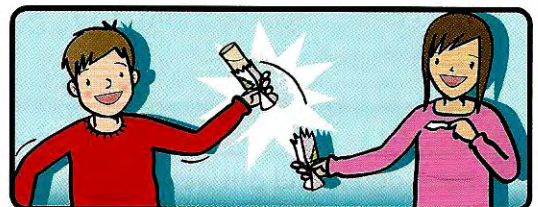
- 1 Write a Christmas message on a small piece of paper and put it in the cardboard roll.



- 2 Decorate the big piece of paper with Christmas pictures.



- 3 Cover the cardboard roll with the Christmas paper. Put an elastic band at each end of the cracker.




- 4 Pull your crackers with a friend. Take out your friend's Christmas message and read it.


1 Read, listen and answer. What day does Annie do these activities?



give Easter eggs



go egg-rolling



go to church



hunt eggs



make Easter bonnets



eat hot cross buns



Hi, I'm Annie.
My school Easter holiday is about two weeks long.

We always stay at home because Mum and Dad only have four days' holiday: Good Friday, Easter Saturday, Sunday and Monday.

On Good Friday, we get up late and eat hot cross buns for breakfast.

On Easter Saturday, I make Easter cards for Mum and Dad.

I go to the shops and buy Easter eggs for my parents too.

On Easter Sunday, we go to church in the morning. Then we give our eggs and cards.

If friends or family visit, we have an Easter egg hunt. Mum hides chocolate eggs in the garden. If you find an egg, you can eat it!

On Easter Monday, we go to town. Sometimes there's an Easter parade and sometimes there's an egg-rolling competition.

Before we go, I either make an Easter bonnet or I decorate eggs. Mum helps me.

I wear the bonnet at the parade or I roll my decorated eggs in the competition.

2 Read again and answer.




- How long are the school Easter holidays?
- What's the Friday before Easter Sunday called?
- Who does Annie buy Easter eggs for?
- What does Annie's mum do before the egg hunt?
- What can you do if you find an egg?
- Where does she roll her decorated egg?

3 Listen to the song. Then answer with a friend.



- 1 Which pictures show how you celebrate Easter?
- 2 What other things do you do at Easter?

4 Listen again and sing.



Celebration

It's a celebration.

*Celebrate good times. Come on! Let's celebrate.
Celebrate good times. Come on! Let's celebrate.*

There's a party going on right here.

*A celebration to last throughout the years.
So bring your good times and your laughter too.
We're gonna celebrate your party with you.*




Come on now! (Celebration.)

Let's all celebrate and have a good time. (Celebration.)

We're gonna celebrate and have a good time.

*It's time to come together, it's up to you,
What's your pleasure? Everyone around the world,
come on!*

It's a celebration ...



5 Play the game. Use letters in 'Easter celebrations'.
How many new words can you make in three minutes?



Easter celebrations

rat, train,

Great Clarendon Street, Oxford, OX2 6DP, United Kingdom

Oxford University Press is a department of the University of Oxford. It furthers the University's objective of excellence in research, scholarship, and education by publishing worldwide. Oxford is a registered trade mark of Oxford University Press in the UK and in certain other countries

© Oxford University Press 2013

The moral rights of the author have been asserted

First published in 2013

2017

20 19 18 17 16 15 14 13 12

No unauthorized photocopying

All rights reserved. No part of this publication may be reproduced, stored in a retrieval system, or transmitted, in any form or by any means, without the prior permission in writing of Oxford University Press, or as expressly permitted by law, by licence or under terms agreed with the appropriate reprographics rights organization. Enquiries concerning reproduction outside the scope of the above should be sent to the ELT Rights Department, Oxford University Press, at the address above

You must not circulate this work in any other form and you must impose this same condition on any acquirer

Links to third party websites are provided by Oxford in good faith and for information only. Oxford disclaims any responsibility for the materials contained in any third party website referenced in this work

ISBN: 978 0 19 451641 9

Printed in China

This book is printed on paper from certified and well-managed sources

ACKNOWLEDGEMENTS

The Publisher would like to thank the following teachers for their involvement in the research and development of this series, in particular: the course consultants especially Olga Mur Lope, Mari Carmen Ocete and Carmen Ballester (original edition) and for this edition, Vega Fatjó, David Ocaña, Rosa Mimó, Mar Cano, Elisabeth Ramos, Bene Escribano, Pilar Olalla, Sonia Gisbert, Carme Aracil, Carme Campos, Rosa Mª Samper, Marta Rueda, Mar Rodríguez, Susana Barragán, Mari Luz Guerrero, Ignacia Fidalgo, David Rosa, Oriol Planella, Anna Monsó.

The authors and publisher are grateful to those who have given permission to reproduce the following extracts and adaptations of copyright material:

"Summer Holiday" Words and Music by Brian Bennett and Bruce Welch © 1963. Reproduced by permission of EMI Music Publishing T/A Elstree Music, London W8 5SW.

"Reach" Words and Music by Cathy Dennis and Andrew Todd © Copyright 2000 Universal Music Publishing MGB Limited. All rights Reserved. International Copyright Secured. Used by permission of Music Sales Limited and EMI Music Publishing Ltd, London W8 5SW.

SUGAR SUGAR. Written by Jeff Barry and Andy Kim. Copyright 1969 Sony/ATV. Music Publishing LLC. All rights administered by Sony/ATV Music Publishing LLC. Used by permission.

"Celebration" Words and Music by Robert Mickens, Ronald Nathan Bell, George Melvin Bell, Eumir Deodato, James Warren Taylor, Dennis Ronald Thomas, Eugene Toon Jr and Claydes Eugene Smith © 1980, Reproduced by permission of EMI Music Publishing Ltd, London W8 5SW.

"Going To The Zoo" Written by Tom Paxton. Published by Cherry Lane Music Inc, administered by Harmony Music Limited.

The Publishers would like to thank the following for their kind permission to reproduce photographs and other copyright material: Action Plus p.38 (kitesurfing/Imago, cyclists/jullstein bild); With permission from Adventure Wonderland Family Theme Park. www.adventurewonderland.co.uk p.62 (Runaway Train ride); akq-images p.38 (archer/Erich Lessing); Alamy pp.5 (Mario/© Blend Images, Kioni/© Michele Burgess), 14 (wristband/© Duncan Hale-Sutton), 20 (oyster/© Bon Appetit, mine/© Greenshoots Communications, diamond ring/Keith Leighton), 23 (donkey/Westend61 GmbH, penguin/© Gistimages), 24 (Kioni/© Michele Burgess, doctor/© Corbis Flirt, reporter/© Marmaduke St. John), 30 (steel drum/© MS Brecherton), 38 (Olympic flag/© AKP Photos), 50 (Mario/© Blend Images, look for treasure/© Jacky Chapman, go waterskiing/© Hemis, hid in caves/© SuperStock), 55 (Irish dancing/© Chris Cooper-Smith, B&B sign/© imagebroker, piper/© Henk Meijer, Welsh signers/© Jeff Morgan 02), 56 (seal/© Corbis Cusp, shoal of fish/© imagebroker), 58 (pillow fight/© Juice Images, starry night/© Russell Kord), 59 (Windsor sightseeing bus/© Greg Balfour Evans), 60 (Bournemouth beach/© dphots, kitchen/© Adrian Sherratt), 61 (Castle Point/© B&J Photos, funfair/© BL Images Ltd, balloon/© Eye Ubiquitous), 62 (breakfast/© Patrick Eden, Bournemouth boat trip/© Peter Titmuss), 63 (Aesop/© Mary Evans Picture Library), 69 (Christmas pudding/© foodfolio), 70 (church/© Ashley Cooper, Easter eggs/© foodfolio); The Bridgeman Art Library pp.66 (Guy Fawkes/The Stapleton Collection/Private Collection/Guy Fawkes, from 'Peeps into the Past', published c.1900 (colour litho), Trelleek (fl.c.1900)), 69 (family with pudding/The Bridgeman Art Library/© Look and Learn/Private Collection/Illustration for A Christmas Carol by Charles Dickens, Brock, Charles Edmund (1870-1938)); Corbis Images pp.24 (office worker/© Image Source), 47 (lay table/Blend Images/© KidStock, wash up/© Image Source, take out rubbish/© Roy McMahon), 50 (jump into sea/© Tony Demin, go snorkelling/© Bob Krist), 56 (polar bear/

Science Faction/© Steven Kazlowski, cycling/Westend61/© Michael Reusse); FLPA p.22 (hamster/Imagebroker/MICHAEL KRABS, Imag/Imagebroker); Getty Images pp.5 (Keiko/Fotosearch, Ivan/The Image Bank/Cavan Images), 6 (Keiko/Fotosearch), 11 (Penélope ope Cruz), 14 (belt/Carlo Allegri, Ivan/The Image Bank/Cavan Images, chain/MCT/Wichita Eagle/Jeff Tuttle, ring/Ethan Miller, watch/Florian Seefried, headband/WireImage/Nick Harvey), 22 (Leon/Workbook Stock/Steve Satushek), 24 (shop assistant/Blend Images/Noel Hendrickson, lawyer/Digital Vision/Jim Arbogast, farmer/Photographer's Choice/Siegfried Layda), 30 (cajon drum/AFP/Don Emmert, djembe drum/Botanica/Lisa Komerein, surdo drum/Richard Heathcote), 38 (F1 car/Paul Gilham), 47 (feed dog/Dorling Kindersley/Steve Lyne, sweep floor/Rubberball/Mike Kemp), 50 (take photos/The Image Bank/Flying Colours, find shells/Photonica/MoMo Productions, go fishing/Rubberball), 58 (shopping trolley/The Image Bank/Jose Luis Pelaez, Beth/Workbook Stock/Reggie Casagrande), 59 (girls eating popcorn/Tetra Images, brunch/FoodPix/John E. Kelly), 64 (curtains/Comstock), 65 (curtains/Comstock); iStockphoto.com pp.5 (Dan/goodynewshoes), 22 (headphones/carlosalvarez, feathers/clark42, watch/lusida, wellies/ppart), 24 (cleaner/1001nights, builder/BartCo), 32 (Dan/goodynewshoes), 40 (Kate/aabejon, hearts/Tree4Two), 48 (Asian boy/JohnnyGreig, caucasian boy/ivanastar, girl/princessdla), 50 (go on boats/001abacus, take a picnic/kupicoo), 55 (beach barbeque/omgimages, London sightseeing/whitemay), 59 (fishing/lofoto, barbeque/vgajic), 70 (hot cross buns/AlasdairJames); Oxford University Press pp.22 (rucksack/Dennis Kitchen Studio, Inc, Eddie/Thinkstock), 24 (vet/Photodisc), 41 (rose/Photodisc), 47 (make bed/Digital Vision/Ryan McVay), 56 (light switch/Stockbyte), 69 (carol singers/Adrian Sherratt); Press Association Images p.19 (Kate and Lupo/EMPICS Entertainment/Anwar Hussein); Rex Features pp.14 (boots, backpack/Stuart Atkins, headphones/Image Source, earrings/Startraks Photo), 19 (except Kate and Lupo), 23 (elephant/Associated Newspapers/David Parker), 56 (penguin/SplashdownDirect/Michael S. Nolan); Science Photo Library pp.20 (gold/Natural History Museum, London), 60 (southern England); Shutterstock.com pp.5 (Fadia/Tracy Whiteside), 20 (silk worm/Jose Angel Astor Rocha), 42 (Fadia/Tracy Whiteside); SuperStock pp.24 (nurse/Cultura Limited), 41 (Valentine card/IMAGEZOO), 61 (donkey rides/Image Source).

Main illustrations by: Carl Pearce pp.2 (computer club), 3, 4 (how to send an email), 5 (Flags), 6 (Jo and Sam), 7 (I want to be a hero, Replay), 10 (class 6 and measures), 11, 14 (Jo and Sam), 15 (Followers of fashion, Replay), 18 (sports club), 19 (Jo and Sam), 24 (Jo and Sam), 25 (We can change things, Replay), 28 (characters and thought bubble icons), 29 (Jo and Sam), 31 (speech bubble icons), 32 (Jo and Sam), 36 (characters and thought bubble icons), 37, 42 (Jo and Sam, My picture diary), 43 (The birthday song, Replay), 46 (characters at art competition), 47 (Jo and Sam), 49 (food), 50 (Jo and Sam), 51 (Summer holiday, Replay), 54 (except computer mouse), 55 (Jo and Sam), 56 (world), 57 (thought bubble scenes), 60 (Jo and Sam).

Other Illustrations by: A3 Drawing Factory/Bright Agency pp.6 (My manga album except Silly Girl and Wise Grandfather), 7 (the three brothers), 8 (story), 9 (story), 12 (manga cartoon); Kathy Baxendale pp.40, 41 (people at tables, girl with flowers), 67 (song scenes); Christophe Bertoud/Beehive Illustration p.25 (The oldest pupil), 26 (story), 27 (story); Nigel Dobbyn/Beehive Illustration based on original artwork by Carl Pearce pp.12 (icons), 20 (icons, diamond), 30 (icons), 38 (icons), 48 (icons), 56 (icons); Paul Gibbs p.63 (theatre masks and pages); Tom Hughes p.15 (Happily ever after), 16 (story), 17 (story); Janos Janter pp.32 (My picture album/Beehive Illustration), 33, 34 (story), 35 (story); Gareth Llewellyn/Bright Agency based on original artwork by A3 Drawing Factory/Bright Agency pp.6 (Silly Girl and Wise Grandfather), 47 (Pierre, Lin and José-Luis); The Long and the Short of it p.60-61 (beach); Gustavo Mazali p.51 (Adventure Island), 52 (story), 53 (story); Oxford University Press Design pp. 2, 3, 4, 6, 8, 10, 11, 12, 13, 14, 16, 18, 19, 20, 21, 22, 24, 26, 28, 29, 30, 31, 32, 34, 36, 37, 38, 39, 42, 44, 46, 47, 48, 49, 50, 52, 54, 55, 56, 57 (computer mouse); pp. 4, 8, 12, 16, 22, 26, 34, 44, 52 (computer screen); pp. 13, 21, 31, 39, 49, 57 (stopwatch), p.20 (diamond), p. 23 (zoo border); Mark Ruffle pp.23 (zoo), 55 (map), 63 (The rich man and his gold), 64 (frames), 65 (frames), 69 (make a Christmas cracker), 71; Martin Sanders/Beehive Illustration p.48 (water and our homes); Emma Smith/Sylvie Poggio p.43 (Nasreddin and the pot), 44 (story), 45 (story); Dave Whammond/Three in a box p.41 (Sugar, rose, violet, sugar, boy pointing).

Commissioned photos by: Will Amlot pp.64 (play), 65 (play); Gareth Boden pp.29, 66, 67, 68, 70 (eggs rolling, egg hunt, make Easter bonnets, Annie); Chris King pp.13, 21, 31, 39, 49, 57.

Cover illustrations by: Tom Hughes (princess); Janos Janter/Beehive Illustration (Robin Hood); Gustavo Mazali (Adventure Island); Oxford University Press Design (computer mouse); Carl Pearce (Jo and Sam, Summer holiday, Replay).

Cover photographs by: Action Plus (kitesurfing/Imago); Alamy (Mario/© Blend Images, look for treasure/© Jacky Chapman, seal/© Corbis Cusp, go waterskiing/© Hemis, explore caves/© SuperStock); Corbis (jump into sea/© Tony Demin, go snorkelling/© Bob Krist); Getty Images (take photos/The Image Bank/ Flying Colours, farmer/Photographer's Choice/Siegfried Layda, collect shells/ Photonica/MoMo Productions, go fishing/Rubberball); iStockphoto.com (go in boats/001abacus, take a picnic/kupicoo, hearts/Tree4Two, London sightseeing bus/whitemay); Oxford University Press (boy as Rich Man/Will Amlot).

The publishers advise that project work involving cutting and sticking should be carried out under the supervision of an adult.

All the written activities in this book should be completed in your own notebook, and not in this book.

Todas las actividades de carácter escrito propuestas en este libro se deben realizar en un cuaderno aparte, nunca en el propio libro.

Totes les activitats escrites proposades en aquest llibre s'han de realitzar en un quadern a part, mai en el propi llibre.

Liburu honetan idazteko proposatzen diren ariketa guztiak kuaderno batean aparte bete behar dira, inoiz ez liburuan.


Tódalas actividades de carácter escrito propuestas neste libro débense realizar nun caderno aparte, nunca no propio libro.

BIG Surprise! 6

Study Skills Book

for home and school

Sue Mohamed



OXFORD

Introduction for parents

Translations available at oxfordplus.oupe.es

Traducciones disponibles en oxfordplus.oupe.es

Hi ha disponibles les traduccions a oxfordplus.oupe.es

Traduccions disponibles no sitio web oxfordplus.oupe.es

Sarrera honen itzulpenak eskuragarri daude helbide honetan oxfordplus.oupe.es


Welcome to the *Big Surprise! Study Skills Book*, part of the *Big Surprise!* course that your child is using at school to learn English. This book extends the learning experience so it can continue at home. Even if you don't speak English well, your support and interest will help your child to be an enthusiastic learner. After completing each unit at school, your child will bring home the *Study Skills Book* to complete, to show you what they have learnt, or to use as a study guide.

Each unit of this book includes *Grammar* revision activities. The box at the top of these pages shows the specific grammar points your child has learnt. The tables and activities provide extra practice and act as useful study reference.

The *Dictionary skills* page provides a record of the key vocabulary of the unit. At the same time, it helps to develop independent study skills with activities that use reference materials like dictionaries.

As English words do not always look as they sound, the *Spelling* page helps children practise and understand spelling rules, and gives them useful suggestions (*Tips*).

The *Reading and writing* page for each unit provides your child with additional reading and writing practice outside the classroom. Each page also contains a *Tip* to foster learner independence.

At the bottom of every page there is a small image of a house  which indicates an *English at home* activity that you can do together with your child. Even though your child is in upper primary, it is important to praise them for their achievement. Your child will be happy that you are interested in what he/she is learning.



Grammar 1

Comparative adjectives

1 Study the table.

I'm	younger		
You're	older		
She's	weaker	than	me.
He's	nicer		you.
It's	nastier		Rob.
We're	bigger		
They're			

Grammar Tip!

The comparative of long adjectives =
more + adjective + **than** ...

For example, Rob is **more** intelligent
than his sister.


2 Complete.

- 1 strong stronger
- 2 brave _____
- 3 happy _____
- 4 small _____
- 5 intelligent _____

- 6 big _____
- 7 pretty _____
- 8 silly _____
- 9 nice _____
- 10 important _____


3 Complete. Use the words in brackets.

1




I'm bigger
than you.
(I / big / than)

2




_____ me.
(You / brave / than)

3



_____ Tom.
(She / old / than)

4



_____ Sue.
(He / strong / than)

1 Study the tables.

I'm		shortest		
You're		tallest		
She's		heaviest		
He's	the	lightest	in the	class.
It's		youngest		group.
We're		bravest		world.
They're				

Who's	the	nastiest?
		oldest?
		heaviest?

Grammar Tip!

The superlative of long adjectives =
the **most** + adjective.

For example, *Jo is the most intelligent in the class.*

2 Order and write.

1 the You're group in shortest the.

2 Dad's oldest the in family. the

3 class. I'm lightest the in the

4 most She's intelligent the in class. the

5 in He's the group. the nastiest

the Who's tallest?

youngest? Who's the


heaviest? the Who's

the Who's silliest?

most Who's popular? the

3 Look and complete with superlative adjectives.

tall short heavy light



1 Steve is the _____ in the group.

2 Helen _____

3 Judith _____

4 Mark _____



Dictionary skills

Definitions

1 Match opposites. Use your dictionary and check.

- | | |
|------------|---------|
| 1 polite | a long |
| 2 straight | b rude |
| 3 dirty | c curly |
| 4 short | d clean |

- dirty** adjective (dirtier, dirtiest) has got dirt on it; not clean.
Wash your hands. They're dirty.
- polite** adjective (politer, politest) nice and respectful; not rude.
It's polite to say 'please' when you ask for something.
- short** adjective (shorter, shortest) a small distance; not tall or long.
Her skirt is short. You can see her knees.
- straight** adjective (straighter, straightest) in a linear form, not curly.
She's got straight hair.

2 Put these words in the correct box.

friendly silly unfriendly wise brave lucky scared unlucky

Positive +

friendly

Negative -

unfriendly

3 Match the sentences (1-5) to the definitions (a-e).

- | | |
|------------------|---|
| 1 You're brave. | a You're never angry or sad. |
| 2 You're funny. | b You're never scared. |
| 3 You're wise. | c You aren't weak. You can carry lots of books. |
| 4 You're strong. | d You can make people laugh. |
| 5 You're happy. | e Your friends often ask for your opinion. |

1 Read and circle True or False.

- 1 Generally, a comparative adjective = adjective + er. True False
2 Generally, a superlative adjective = adjective + est. True False


2 Look at the adjectives and write other examples in the chart.

adjectives	comparative adjectives	superlative adjectives	Other spellings	comparative adjectives	superlative adjectives
nice	nicer	nicest	• cross out final e + er or est	nice > nicer _____ > _____	nice > the nicest _____ > _____
happy	happier	happiest	• double the consonant + er or est (after one vowel + one consonant)	sad > sadder _____ > _____	sad > the saddest _____ > _____
friendly	friendlier	friendliest			
big	bigger	biggest			
brave	braver	bravest			
sad	sadder	saddest	• change y to i + er or est	heavy > heavier _____ > _____	heavy > the heaviest _____ > _____

3 Write the comparative and superlative for these adjectives.

adjectives	comparative adjectives	superlative adjectives
young	_____	_____
lucky	_____	_____
wise	_____	_____
big	_____	_____

4 Complete. Use the adjective in brackets. Be careful of the spelling!



- 1 My grandmother is _____ (wise) than me.
2 My sister is the _____ (young) person in my family.
3 My brother is _____ (big) than my sister.
4 I've got a fantastic family. I'm the _____ (lucky) person in the world!



Reading and writing

1 Look and read. Write the names.

1


His name's _____
He's short and he's got red hair. He's weaker than Sam and he's heavier than James. He's the youngest in the group.

2

This is _____
He's shorter than James and he's got blond hair. He's heavier than Tim and he's younger than James. He's the strongest in the group.

I'm Sam. I'm 11.
I weigh 45 kilos.

I'm James. I'm 12.
I weigh 40 kilos.




I'm Tim. I'm 10.
I weigh 41 kilos.

3

The third person in the group is _____
He's tall and he's got brown hair. He's lighter and older than Tim. He's lighter and weaker than Sam. He's the oldest in the group.

2 Look at the picture. Write about Sarah.



I'm Sarah. I'm 11.
I weigh 36 kilos.

I'm Jo. I'm 12. I'm
39 kilos.

I'm Suzy. I'm 10.
I'm 37 kilos.

This is Sarah. She

Writing Tip!

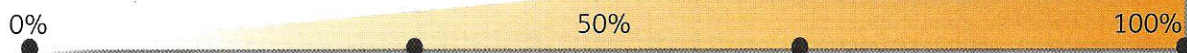
' can replace **a** or **i**
I'm = I am
you're = you are
he's = he is
she's = she is

1 Study the table.

She	<i>always</i>		
He	<i>often</i>	wears	a belt.
	<i>sometimes</i>		boots.
	<i>never</i>		


2 Write.

✓ = sometimes ✓✓ = often ✗ = never ✓✓✓ = always



3 Write.

- 1 He always wears a belt. ✓✓✓
- 2 She _____ a watch. ✗
- 3 He _____ boots. ✓
- 4 She _____ earrings. ✓✓
- 5 He _____ a chain. ✓✓
- 6 She _____ a ring. ✓✓✓
- 7 He _____ a rucksack. ✗
- 8 She _____ a wristband. ✓
- 9 He _____ headphones. ✓✓✓
- 10 She _____ a headband. ✗



1 Study the tables.

Affirmative ✓		
I You We They	always often sometimes never	swim. do judo. play hockey. play football.
He She		swims. does judo plays hockey plays football.

Questions		
Do	you	swim? do judo? play hockey?
Does	he she	

Answers	
Yes, always / often / sometimes.	No, never.

2 Complete.

- I often _____ hockey.
- She always _____ handball.
- He never _____ judo.
- I sometimes _____ gymnastics.
- He sometimes _____ aerobics.
- They often _____ football.
- I sometimes _____ handball.
- You never _____ gymnastics.
- We always _____ hockey.
- They often _____ judo.
- She never _____ gymnastics.
- He sometimes _____ football.

3 Write questions and answers. Use the sports from activity 1.

- Do you _____? Yes, _____ ✓✓
- _____ she _____? No, _____ X
- _____ he _____? _____ ✓✓✓
- _____ you _____? _____ X
- _____ she _____? _____ ✓
- _____ he _____? _____ X



Dictionary skills

Categories

1 Use the dictionary and complete the expressions with *do*, *play* or *go*.

_____ yoga
 _____ surfing
 _____ rugby

rugby noun a game like football with an oval ball.
When you play rugby, you can kick and carry the ball.

surfing noun the sport of riding over waves at sea on a long board.
When you go surfing, you use a surfboard.

yoga noun exercises to help you control your mind and body
When you do yoga, you keep fit and healthy.

2 Put the expressions in the correct column.

on a skiing holiday gymnastics computer games judo abroad hockey

do	play	go
_____	_____	_____
_____	_____	_____

3 Put the words in the correct column.

Sports	Other activities
_____	_____
_____	_____
_____	_____

go surfing
 do aerobics
 take the dog for a walk
 play rugby
 go to pop concerts
 go shopping



Tell your family about three activities on this page. *I can / can't ...*

www.frenGLISH.ru

1 Read. Then match a group of words to each rule and write.


right wrong read

write run ride

car dirty short


princess strong brave

Silent letter 'r'
Shhh! No cars in the park!



Spelling with the letter 'r'	Examples
1 At the beginning of a word: • generally, the spelling for the sound /r/ is r- • sometimes it is wr-	<u>ring</u> _____ _____
2 Generally, after a consonant, we can hear the letter ' -r- '	<u>brave</u> _____ _____
3 Often after a vowel, we can't hear the letter ' -r- '	<u>car</u> _____ _____

2 Write words that begin with the letters 'r' or 'wr'.



3 Read the clue and put the letters in order. Then read and circle.

I **can** / **can't** hear the letter 'r' in these words.

Clues

(food)

(animal)

(instrument)

(kitchen)

(family)

(royal family)

(fruit)

(clothes)

Jumbled words

rbeda

ocdcoierl

rmdus

efgidr

anrnyg

nepirc

rwtaerysbr

toersusr

Unjumbled words


1 Read and complete the chart.

✓ = sometimes ✓✓ = often ✗ = never ✓✓✓ = always

	go on skiing holidays	ski	wear boots and a scarf	play hockey	go on beach holidays	swim	play volleyball
Sophie							
Dan							
Helen	✓✓✓	✓✓✓	✓✓	✓	✗	✗	✓



Sophie sometimes goes on skiing holidays with her mum and dad. She hasn't got any brothers or sisters so they often take her friends, Sally and Angela. Sophie always skis a lot and she always wears big boots and a scarf. Her friends play ice hockey, but she never plays. She often goes to the swimming pool. She likes swimming and she sometimes goes on beach holidays with her cousins. They often play volleyball together on the beach.



Dan sometimes goes on beach holidays. He never goes on skiing holidays so he never skis. Dan always swims a lot on holiday and makes lots of new friends. He often plays hockey with his friends at the sports centre. There's a place to play volleyball there so Dan sometimes plays volleyball too. He never wears boots or a scarf on holiday ... it's too hot!

2 Look at the chart in activity 1 and write about Helen.



Helen

Writing Tip!

Start sentences with a capital letter and finish with a full stop.



Grammar 1

Past simple: be
she / he / they + was / were

1 Study the tables.

Yesterday ...
Last Saturday ...
At the weekend ...
Last week ...
Last month ...

Affirmative ✓		
She	was	a doctor.
He		happy.
They	were	doctors.
		happy.

Negative ✗		
She	wasn't	a doctor.
He		happy.
They	weren't	doctors.
		happy.

2 Look and write.

sad angry tired ~~happy~~

How were these people yesterday?

1 She was happy



4 He _____



2 They _____



5 They _____



3 Look and complete.



Last week, at my fancy dress party...

1 They were lawyers.

2 He _____ a reporter.

3 She _____ an actor.

4 _____ a vet.

5 _____ waiters.

4 Look again and correct the sentences.

1 They were teachers. They weren't teachers.

2 He was a builder. _____

3 She was a farmer. _____

4 She was a doctor. _____

5 They were cleaners. _____



Grammar 2

Past simple: *be*
all forms + questions

1 Study the tables.

Negative ✗			Affirmative ✓		
I	wasn't	at the park. at the shops. at home. at school.	I	was	at the park. at the shops. at home. at school.
She			She		
He			He		
It			It		
You	weren't		You	were	
We			We		
They			They		

Were	you	at the bank?
Was	she he	

Yes,	I	was.
No,	she he	wasn't.

2 Complete.

- _____ at the swimming pool yesterday. She ✓
- _____ at the shops on Saturday. I ✗
- _____ at the library at the weekend. They ✗
- _____ at the bowling alley on Sunday. I ✓
- _____ at the restaurant last week. You ✓
- _____ at the park last month. We ✗

3 Complete the dialogues.



A: Was she at home on Sunday?

B: Yes, _____



A: _____ he at the cinema on Saturday?

B: No, _____



A: _____ you at school yesterday?

YOU: _____



Tell your family where you and two friends were after school yesterday.

www.frenglish.ru



Dictionary skills

Word families and translation

1 Use your dictionary to find word families. Then answer.

noun (job)	verb
a teacher	<u>teach</u>
a builder	_____
a reporter	_____
a farmer	_____
a cleaner	_____

builder noun; verb (build/builds) A builder builds homes and other buildings.

cleaner noun; verb (clean/cleans) A cleaner cleans homes and offices.

farmer noun; verb (farm/farms) A farmer farms the land.

reporter noun; verb (report/reports) A reporter reports stories.

teacher noun; verb (teach/teaches) A teacher teaches students.

- Who teaches students? A _____
- Who builds homes? _____
- Who farms the land? _____
- Who cleans offices? _____
- Who reports stories? _____

2 Use your dictionary and translate these times in the day.

midnight	_____	(in the) afternoon	_____
(in the) morning	_____	(in the) evening	_____
midday	_____	(at) night	_____

3 Write times. Use the verbs from activity 1 and the expressions from activity 2.

- (5.25) The cleaner cleans offices at twenty-five past five in the morning.
- (6.55) The farmer _____ the land at _____
- (12.00) The teacher _____ students _____
- (14.40) The builder _____ homes _____
- (19.35) The reporter _____ stories _____





Spelling

3rd person Present
simple: verbs

1 Read about the nurse's day. Then answer True or False.

Everyday the nurse gets up, she washes her face and she goes to work. She works in a hospital. She looks after patients and she gives them medicine. In the evening, she does yoga and she watches TV. Then she goes to bed.

Present simple

1 Generally, we write *She* + verb + 's'.

True False

2 After a verb ending in *-ch*, *-sh* or *-o*, we write *She* + verb + 'es'.

True False



2 Read again and write the verbs in the correct column.

Present simple verbs	<i>She</i> + verb + 's'	<i>She</i> + verb + 'es'
get up wash go work look after give do watch	gets up	

3 Complete with the correct spelling of these verbs.

do get play wash arrive say walk look go ~~live~~ watch want

Dylan is a vet. He ¹ lives in London. Everyday he ² _____ up at seven o'clock. He has a bath and he ³ _____ his hair. He ⁴ _____ to the animal clinic because he hasn't got a car. When he ⁵ _____ at the clinic, he ⁶ _____ after lots of sick animals. He ⁷ _____ home at six o'clock. In the evening he never ⁸ _____ TV. He often ⁹ _____ computer games. Then he ¹⁰ _____ exercises because he ¹¹ _____ to stay healthy. 'I'm a vet,' he ¹² _____. 'I can't be sick!'



Learn the spellings in the chart in activity 2. Your family can test you.

www.frenglish.ru



Reading and writing

Describing where
people were

1 Read and complete Saturday's timetable.

A busy weekend

At eight o'clock on Saturday morning, Dr Jones was at work, at the hospital. At twenty past nine Mrs Jones was at the shopping centre. Dr Jones was at the cafe in time for lunch with his family at five to two. Their children, Jim and Tina, were at the bowling alley for a party at quarter past three. Then the whole family were at the cinema for the new Bond film at half past seven. It was great.

Saturday

8.00: Dad – work
____: Mum – shopping
____: whole family – lunch at Star Cafe
____: Jim and Tina – party at bowling alley
____: whole family – new James Bond film

Sunday

8.30: Tina and Jim – swimming pool
9.20: Dad – park with the dog
9.40: Mum – Granny's house
12.30: whole family football stadium
for match

2 Now read Sunday's timetable and write.

At half past eight on Sunday morning.

3 Answer with times for you. Where were you last weekend?

On Saturday morning, I _____

On Sunday morning, I _____

Writing Tip!

Remember: use capital letters in English

- for I
 - for days of the week
- For example, Monday



1 Study the tables.

Yesterday ...
Last Saturday ...
Last week ...
Last month ...

Affirmative ✓		
He	lived	there.
She	worked	
It	arrived	
They	started	

Negative \times			
He	didn't	live	there.
She		work	
It		arrive	
They		start	

2 Write the verbs.

Present	Past
wait	_____
help	_____
finish	_____
love	_____
live	_____

Past	Present
started	_____
wanted	_____
arrived	_____
escaped	_____
worked	_____

3 Complete with the verbs in the past from activity 2.

- Robin _____ with his men in Nottingham.
- The people of Nottingham _____ very hard but they were poor.
- The poor people _____ Robin because he was kind.
- Robin _____ to help the poor people.
- He _____ for the Sheriff and returned the poor people's money.
- Robin _____ at the archery contest, dressed as an old man.
- The contest _____ at 4 pm and _____ at 5 pm.
- Robin's friends _____ Robin.
- Robin _____ with the prize.

1 Study the tables.

Yesterday...
Last Monday ...
Last week ...
Last weekend...
Last month ...

Affirmative ✓	
I	watched TV.
You	walked home.
She	talked to friends
He	listened to music.
It	used a computer.
We	played the guitar.
They	

Question		
Did	you she he	watch TV? walk home? use a computer?

Answer		
Yes	I she he	did.
No		didn't.

2 Complete.

- 1 Last Saturday I listened to music. I
- 2 to friends. He
- 3 the guitar. She
- 4 TV. They
- 5 home. He
- 6 a computer. I
- 7 to music. He
- 8 to friends. She

3 Complete the questions and answers.

- | | | |
|-----------------------------|--------|---|
| 1 Did you a film yesterday? | Yes, I | ✓ |
| 2 she the violin? | , she | ✗ |
| 3 he a computer? | | ✓ |
| 4 you to school? | | ✗ |
| 5 she the radio? | | ✓ |
| 6 he computer games? | | ✗ |



Dictionary skills

Alphabetical order

1 Write pairs of opposites.

~~fat~~ rich noisy generous kind tall nice cruel ~~thin~~
short nasty greedy poor quiet

Opposites	
1 <u>fat</u>	<u>thin</u>
2 _____	_____
3 _____	_____
4 _____	_____
5 _____	_____
6 _____	_____
7 _____	_____

2 Write the words in the correct section.

A to M	N to Z
<u>fat</u>	<u>thin</u>
_____	_____
_____	_____
_____	_____
_____	_____
_____	_____
_____	_____

3 Write the words in alphabetical order.

- | | | |
|---------|----------|----------|
| 1 _____ | 6 _____ | 11 _____ |
| 2 _____ | 7 _____ | 12 _____ |
| 3 _____ | 8 _____ | 13 _____ |
| 4 _____ | 9 _____ | 14 _____ |
| 5 _____ | 10 _____ | |



Tell your family. Which adjectives are positive?

Which adjectives are negative?

www.frenchenglish.ru

1 Look, read and circle *True* or *False*.

Present	Past	Present	Past	Present	Past
wait	waited	start	started	love	loved
finish	finished	arrive	arrived	help	helped


- Generally, the Past simple form is verb + 'ed' True False
- When a verb finishes with -e, the Past simple form is verb + 'd'. True False



2 Write -ed or -d and make the Past simple form.

- | | | |
|--------------|--------------|----------------|
| 1 want _____ | 4 like _____ | 7 escape _____ |
| 2 talk _____ | 5 use _____ | 8 work _____ |
| 3 live _____ | 6 play _____ | 9 walk _____ |

3 Read, look and write these verbs in the Past simple form.

talk listen watch
clean ~~arrive~~ wash

Last Monday after school, Tony ¹ arrived  home at twenty past four. He

² _____  to his mum and then he ³ _____  TV. Later, he

⁴ _____  to some music. He ⁵ _____  his face and ⁶ _____  his teeth. He was in bed by twenty-five to nine.

4 Do you say 't', 'd' or 'id'? Write the correct spelling in the correct column.

looked wanted acted
watched started liked

'ed' sounds like 't' or 'd'	'ed' sounds like 'id'
_____	_____
_____	_____
_____	_____

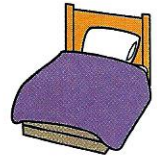
4

Reading and writing

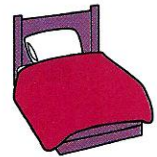
1 Read and match. Write A or B.

- 1 Yesterday afternoon, Tony arrived home at half past four. He watched TV and then he phoned his friend, Kenny. He talked to Kenny until 6 o'clock and then it was time for dinner. After dinner, he played computer games until it was bedtime. ☐
- 2 Sarah arrived home at half past four yesterday afternoon. She watched TV and then she phoned her granny. She talked to Granny until half past six and then it was time for dinner. After dinner, she started her homework. She worked on the computer until it was bedtime. ☐

A



B



2 Write about you. Use seven or eight of these verbs.

Yesterday afternoon, I

walk arrive help watch listen use
play phone talk start finish

Writing Tip!

Use a comma ,
to pause in a sentence.
For example, Yes, I did.



Grammar 1


Past simple irregular:
affirmative and negative

1 Study the tables.


Yesterday ...
Last Monday ...
Last week ...
Last weekend ...
Last month ...

Affirmative ✓		Negative ✗	
I	went to a party.	I	go to a party.
You	said hello.	You	say hello.
She		She	
He	saw friends.	He	didn't see friends.
It	had some milk.	It	have some milk.
We		We	
They	gave me a present.	They	give me a present.

2 Look and complete. Use the verbs from activity 1 and these words.



milkshakes to a cafe her some flowers
hello him



- 1 Last night he
- 2 She
- and
- 3 _____
- 4 _____

3 Look again and correct the sentences.

- 1 He went to a park. He didn't go to a park.
- 2 She saw her father. She didn't
- 3 She said goodbye. _____
- 4 She had some juice. _____
- 5 He gave her some chocolates. _____



Grammar 2

Past simple irregular:
all forms + questions

1 Study the tables.

Affirmative ✓	
I	got up.
You	
She	breakfast.
He	had lunch.
It	Dinner.
We	
They	to school.
	went home.
	to bed.

Questions			
What time	did	you	get up? have breakfast? go to school?

Answers	
	6.00.
At	7.15.
	8.30.

2 Write sentences with words in brackets. Use the Past simple.

Yesterday ...

(I / get up / 8.00)

1 I got up at eight o'clock.

(We / have breakfast / 8.35)

2

(She / go to bed / 9.15)

3

(He / have dinner / 6.20)

4

(You / go / home / 7.40)

5

(They / go to school / 8.45)

6

3 Complete the questions and answer for you about yesterday. Use the verbs in brackets.

1 What time _____ you _____ (get up)

At _____

2 What _____ ? (have breakfast)

3 _____ ? (go to school)

4 _____ ? (have lunch)

5 _____ ? (go home)

6 _____ (have dinner)

7 _____ ? (go to bed)



Tell your family what time you did things yesterday. Use the verbs in the grammar tables.



Dictionary skills

Verb forms

1 Use your dictionary and find Past simple verbs.

Present	Past
run	_____
come	_____
write	_____
buy	_____

buy verb (past simple: bought) give money to get something
I bought a book for £3.

come verb (past simple: came) move to a person
Come here quickly.

run verb (past simple: ran) move on your feet very quickly
He ran for the bus.

write verb (past simple: wrote) make letters/ words on paper using a pen or pencil
She wrote her name on the list.

2 Read and write past or present.

- We run to school at nine o'clock. present
- He wrote a postcard to his mum. _____
- She bought some tea at the supermarket. _____
- They come home early. _____
- I ran in the park. _____
- You came to the cinema with me. _____
- We write an email to Granny. _____
- They buy games at the toy shop. _____

3 Complete with Past simple verbs from activity 1.

- They _____ to my house last Sunday.
- She _____ an e-mail last Saturday.
- We _____ 20 kilometres in the marathon last month.
- You _____ a watch for your sister last week.







Spelling

Magic -e.

1 Say the words. Then read and circle.

- 1 The 'a' sound is **short** / **long** in cat = (consonant + 'a' + consonant).
- 2 The 'a' sound is **long** / **short** in Kate = ('a' + consonant + magic -e).
- 3 The 'a' sound is **long** / **short** in these verbs: take, make, made, gave.
- 4 The magic -e **changes** / **doesn't change** the sound of the vowel 'a'.



2 Say these words. Then write them in the correct column in the chart.



not



note



pine



pin



cut



cute



snake



snack



pet



Pete

vowels	consonant + short vowel + consonant	consonant + long vowel + consonant + magic -e
a		
e		
i		
o		
u		

3 Write the correct vowel in the magic -e words. Then read aloud.

My friend Mike is very n¹__ce. At school, the teachers l²__ke him very much; he's always pol³__te. He's never r⁴__de. On Tuesday, he leaves school at f⁵__ve o'clock. He's l⁶__te because he g⁷__es to the school cycling club and he r⁸__des his b⁹__ke. At h¹⁰__me, he ¹¹__ses his comp¹²__ter until his mum says it's t¹³__me for bed.



Learn the spellings in the chart in activity 2. Your family can test you.

www.frenglish.ru



Reading and writing

Describing past routines

1 Read Tim's e-mail. Write in the correct column.

go to town play with a kite watch a film see dinosaurs have lunch in the park
go to the Science Museum go to bed early go shopping

Things Tim did

Things Tim didn't do

go to town

From: Tim

Subject: Last weekend

Hi!

I had a great weekend. On Saturday I went to town with my big sister but we didn't go shopping. It was windy so we played with my kite in the park. We had lunch in an internet cafe. After that, we went to the History Museum. The dinosaurs were fantastic! On Sunday afternoon, I went to the cinema with my dad. We watched the new Twilight film. It was great! I went to bed really late! What time did you go to bed? Did you watch a film at the weekend? Write back and tell me what you did.
Love, Tim

2 Write back to Tim. Answer his questions and ask some more.

From: Tim

Subject: Last weekend

Writing Tip!

Remember: Finish a sentence with .
Finish a question with ?



Grammar 1

Going to (future) I +
affirmative / negative

1 Study the tables.

Tomorrow ...
Next Saturday ...
Next week ...
Next month ...

Affirmative ✓			
I	'm	going to	wash my hair. take photos. watch TV. go to bed late.

Negative ✗			
I	'm not	going to	play football. take a picnic. watch a DVD. go the cinema.

2 Look and complete.

read a book write an e-mail listen to music tidy my room



I'm _____ tomorrow.

I'm not _____

I _____

3 Write about your plans for tomorrow.

Three things I'm going to do

I _____

Three things I'm not going to do

I _____



Tell your family the three things you are going to do tomorrow.

www.frenglish.ru



Grammar 2

Going to (future) all forms + questions

1 Study the tables.

Tomorrow ...
Next Saturday ...
Next week ...
Next month ...

Affirmative ✓ / Negative ✗			
I	'm 'm not	going to	swim. play handball. ride a bike. go camping. stay at home.
She He It	's isn't		
You We They	're aren't		

Questions				
Where	are	you	going to	go?
What			to	do?

Answers			
I	'm	going to	go to France.
			visit museums.

2 Complete.

1 She's going to go to Morocco next year. She ✓

2 She's _____ a camel. She ✗

3 _____ camping in the summer. They ✗

4 _____ museums. They ✓


5 _____ to Spain. He ✗

6 _____ at home on Saturday. He ✓

3 Complete questions and answer for you.

Where _____ you _____ on holiday?

What _____ you _____ ?





Dictionary skills

Correcting spelling

1 Correct the mistakes. Use your dictionary and check.

1 picnic picnic

6 suny _____

2 shellz _____

7 Summer _____

3 autunm _____

8 snoe _____

4 clowdy _____

9 fotos _____

5 treazure _____

10 windy _____

2 Put the words in alphabetical order.

1 _____

6 _____

2 _____

7 _____

3 _____

8 _____

4 _____

9 _____

5 _____

10 _____

3 Put the words in the correct column and add two more.

Seasons

Weather

Things at the beach



Tell your family what you prefer. What's the best season, weather and activity for the beach?

www.funenglish.ru



1 Look at the examples and write.

1 The -ing form of the verb: _____


2 The verb: _____

Present (continuous)

(Going to) future

I'm going abroad.

I'm going to go abroad.



2 Look, read and circle True or False.

do > doing write > writing sit > sitting watch > watching dance > dancing
make > making run > running wash > washing skip > skipping

To make -ing forms of verbs, we generally write:

- | | | |
|---|------|-------|
| 1 verb + -ing | True | False |
| 2 verb with final -e + -ing | True | False |
| 3 verb + double final consonant + -ing
(when the vowel sound is short) | True | False |

3 Write the -ing forms in activity 2 in the correct place.

verb	examples
+ -ing	<u>doing</u> _____
-e + -ing	_____
double consonant + -ing	_____

4 Write the correct spelling.

✓ = correct spelling ✗ = wrong spelling

- 1 She's haveing a barbecue. ✗ having
- 2 He's looking for treasure. _____
- 3 She's shoping. _____
- 4 He's swimming. _____

- 5 He's taking a photo _____
- 6 She's playing the bagpipes. _____
- 7 She's danceing _____
- 8 He's runing. _____



Reading and writing

Describing future plans


1 Read. Then underline the four correct sentences.

- 1 Sandra is going to visit Scotland in the spring.
- 2 She's going to ride camels.
- 3 She's going to take her camera.
- 4 She's going to swim in the sea.
- 5 Philip is going to go to Ireland in the spring.
- 6 He's going to go to his granny's house.
- 7 He's going to play volleyball with his cousins.
- 8 He's going to collect shells.

Sandra is going to go to Scotland in the spring. She's going to ride horses and take photos. She's also going to go to the beach but she isn't going to swim. That's because the sea is too cold and the weather is often windy. But the weather isn't very important. Sandra knows she's going to have a fantastic time!

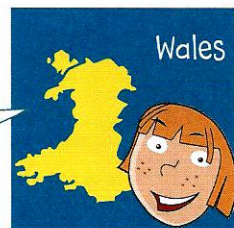


Philip is going to go to Ireland in the summer. He's going to visit his granny in her house near the sea. If it's sunny, he's going to swim every day. Philip's cousins are going to play volleyball on the beach but Philip isn't going to play because he doesn't like volleyball. He's going to collect shells instead.



2 Rewrite Jenny's words.

my names jenny im going to go to wales in the autumn im going to visit my friend mary in september im going to stay at marys house for the weekend on saturday its her birthday were going to have a party in the afternoon and then were going to watch a dvd im going to go back home on Sunday



Writing Tip!

Use capital letters for names of countries, days and months. Don't use capital letters for seasons. Tips in units 1-5 can help you too!



Tell your family how you use capital letters in English, Show some examples. www.frenglish.ru

Test record

Test	Date	Mark	Parent	Comment
Unit 1				
Unit 2				
End of term 1				
Unit 3				
Unit 4				
End of term 2				
Unit 5				
Unit 6				
End of term 3				
End of year				